

Операторно-разностный метод
численного решения задач МГД и
его применение к моделированию
магниторотационных процессов в
астрофизике.

Сергей Моисеенко

ИКИ РАН, Москва

Операторно-разностная схема

Арделян Н.В., Космачевский К.В. "Математическое моделирование".

М.: МГУ, 1993, с.25-44

Лагранжева, неявная, на треугольной сетке переменной структуры, полностью консервативная

Метод опорных операторов (Самарский) – сеточные аналоги основных дифференциальных операторов:

GRAD(скаляр) (дифференциальный) ~ GRAD(скаляр) (сеточный аналог)

DIV(вектор) (дифференциальный) ~ DIV(вектор) (сеточный аналог)

CURL(вектор) (дифференциальный) ~ CURL(вектор) (сеточный аналог)

GRAD(вектор) (дифференциальный) ~ GRAD(вектор) (сеточный аналог)

DIV(тензор) (дифференциальный) ~ DIV(тензор) (сеточный аналог)

НЕЯВНАЯ схема => ограничения на шаг по времени **слабее**,
чем в явной схеме (нет условия Куранта).

Схема Лагранжева=> автоматическое сохранение **углового** момента.

Общие свойства скалярных, векторных и тензорных функций

$$\int_G p \nabla \cdot \vec{v} dV + \int_G \vec{v} \cdot \nabla p dV = \int_{\partial G} p \vec{v} \cdot d\vec{S},$$

$$\int_G \vec{E} \cdot (\nabla \times \vec{H}) dV - \int_G \vec{H} \cdot (\nabla \times \vec{E}) dV = \int_{\partial G} (\vec{H} \times \vec{E}) \cdot d\vec{S},$$

$$\int_G \vec{v} \cdot \nabla A dV + \int_G A \cdot \nabla \vec{v} dV = \int_{\partial G} (A \cdot \vec{v}) \cdot d\vec{S}.$$

Сеточные операторы задаются по аналогии с формулой:

$$(\nabla * A)(\vec{x}) = \frac{1}{V} \int_G (\nabla * A) dV = \frac{1}{V} \int_{\gamma(G)} d\vec{S} * A$$

Некоторые определения

Define linear operators ∇_{\times}^0 , $\nabla_{\Delta} \cdot$ and Φ_{γ} in the following form:

$$\left(\nabla_{\Delta} \cdot \mathbf{v} \right)_i = \frac{1}{3V_i} \sum_{l=1}^3 N_{l,l+1} (\mathbf{v}_l R_{l,l+1} + \mathbf{v}_{l+1} R_{l+1,l}), \quad (2)$$

$$\mathbf{v} \in B_{\times,1}, \Delta_i \in \omega_{\Delta}$$

$$\left(\nabla_{\times}^0 p \right)_j = \frac{1}{3V_j} \sum_{k=1}^{K_j} N_k' p_k, \quad p \in B_{\Delta,0}^0, \bar{x}_j \in \omega_{\times} \quad (3)$$

$$(\Phi_j p)_q = \frac{1}{3V_q} N_q' p_q, \quad p \in B_{\gamma,0}, \bar{x}_q \in \omega_{\gamma}, \quad (3')$$

where $R_{j_1,j_2} = r_{j_1} + r_{j_2}/2$,

$N_{j_1,j_2} = \begin{pmatrix} z_{j_2} - z_{j_1} \\ r_{j_1} - r_{j_2} \end{pmatrix}$ is a normal vector to the segment

$$[x_{j_1}, x_{j_2}],$$

$$N_k' = -(N_{j,k} R_{j,k} + N_{j,k+1} R_{j,k+1}),$$

$$N_q' = (N_{q,q+1} R_{q,q+1} + N_{q-1,q} R_{q,q-1}).$$

Introduce also the grid operator ∇_{\times} in the following form:


$$\forall \tilde{p} = p + p_{\gamma} \in B_{\Delta,0}, \quad p \in B_{\Delta,0}^0, \quad p_{\gamma} \in B_{\gamma,0}:$$

$$\nabla_{\times} \tilde{p} = \begin{cases} \nabla_{\times}^0 p + \Phi_{\gamma} p_{\gamma}, & \bar{x}_j \in \omega_{\times}, \\ \nabla_{\times}^0 p, & \bar{x}_j \in \omega_{\times} \setminus \omega_{\gamma}. \end{cases}$$

The operator $\nabla_{\Delta} \cdot$ is a grid analog for the differential operator div , ∇_{\times} is a grid analog for grad . The following relation is valid for the introduced operators:

$$(\nabla_{\times} p, \mathbf{v})_{\times} + (\nabla_{\Delta} \cdot \mathbf{v}, p)_{\Delta} = (\Phi_{\gamma} p_{\gamma}, \mathbf{u}_{\gamma})_{\gamma}$$

where $p \in B_{\Delta,0}^0$, $\mathbf{v} \in B_{\times,1}$, $p_{\gamma} \in B_{\gamma,0}$, $\mathbf{v}_{\gamma} \in B_{\gamma,1}$.

Операторы ∇_{\times} и $-\nabla_{\Delta} \cdot$ сопряжены. 

оператор $\nabla \cdot \nabla$ самосопряженный

Операторно-разностная схема для уравнений гидродинамики

$$\rho_i V_i = \rho_i^0 V_i^0 = m_i, \quad \forall \Delta_i \in \omega_\Delta$$

$$\mathbf{x}_{jt} = \mathbf{u}_j^{(0.5)}, \quad \forall \bar{x}_j \in \omega_x$$

$$\rho_j \mathbf{u}_{jt} = -(\nabla \times g)_j - q \rho_j (S_x (\nabla_\Delta \Phi))_j, \quad \forall \bar{x}_j \in \omega_x$$

$$\rho_i \varepsilon_{it} = -g_i (\nabla_\Delta \cdot \mathbf{u}^{(0.5)})_i, \quad \forall \Delta_i \in \omega_\Delta$$

$$g = p^{(\alpha)} + \omega, \quad \omega = -\frac{\nu}{\eta} \eta_t, \quad \forall \Delta_i \in \omega_\Delta$$

$$\eta_i = 1/\rho_i = T_i/p_i, \quad \varepsilon_i = T_i/(\gamma - 1), \quad \forall \Delta_i \in \omega_\Delta$$

$$(\nabla_x \cdot \nabla_\Delta \Phi)_j = \rho_j,$$

$$\rho_j = (S_x \rho)_j = \frac{1}{3V_x} \sum_{K_j} \rho_k V_k^\Delta, \quad \forall \bar{x}_j \in \omega_x.$$

где $\mathbf{u}_{jt} = \left\{ u_{jt}^r - \frac{u_j^{\varphi(0.5)}}{r_j^{(0.5)}} u_j^{\varphi(0.5)}, \quad u_{jt}^\varphi + \frac{u_j^{\varphi(0.5)}}{r_j^{(0.5)}} u_j^{r(0.5)}, \quad u_{jt}^z \right\}$

Операторно-раностная схема для уравнений МГД

$$\bar{v}_t = \bar{v}^{(\sigma_1)}, \quad \left(\frac{1}{\rho}\right)_t = \nabla_{\Delta}^m \cdot \bar{v}^{(\sigma_1)},$$

$$\bar{v}_t + A_v = -\nabla_{\Gamma}^m \left(\bar{g} + \frac{\bar{H}^{(1)} \cdot \bar{H}}{2} \right) + \bar{\nabla}_{\Sigma}^m \cdot \left(\bar{H}^{(\sigma_2)} \bar{H}^{(0.5)} \right),$$

$$(A_v)_j = \frac{v_{\varphi,j}^{(0.5)}}{r_j^{(0.5)}} (v_r^{(0.5)} \bar{e}_{\varphi} - v_{\varphi}^{(0.5)} \bar{e}_r)_j, \quad \bar{x}_j \in \omega_x,$$

$$g = p^{(\sigma_0)} - \nu_{\theta} \nabla_{\Delta}^m \cdot \bar{v}^{(\sigma_1)}, \quad \nu_{\theta} = \nu(S_{\Sigma} \varrho).$$

$$\left(\frac{\bar{H}}{\varrho}\right)_t + A_H = \bar{H}^{(\sigma_2)} \cdot \bar{\nabla}_{\Delta}^m \bar{v}^{(0.5)} - \nabla_{\Delta}^m \times \bar{E},$$

$$(A_H)_i = \frac{s_i(S_{\Delta}(v_{\varphi}^{(0.5)}))_i}{m_i} (H_r^{(0.5)} \bar{e}_{\varphi} - H_{\varphi}^{(\sigma_2)} \bar{e}_r)_i, \quad \Delta_i \in \omega_{\Delta},$$

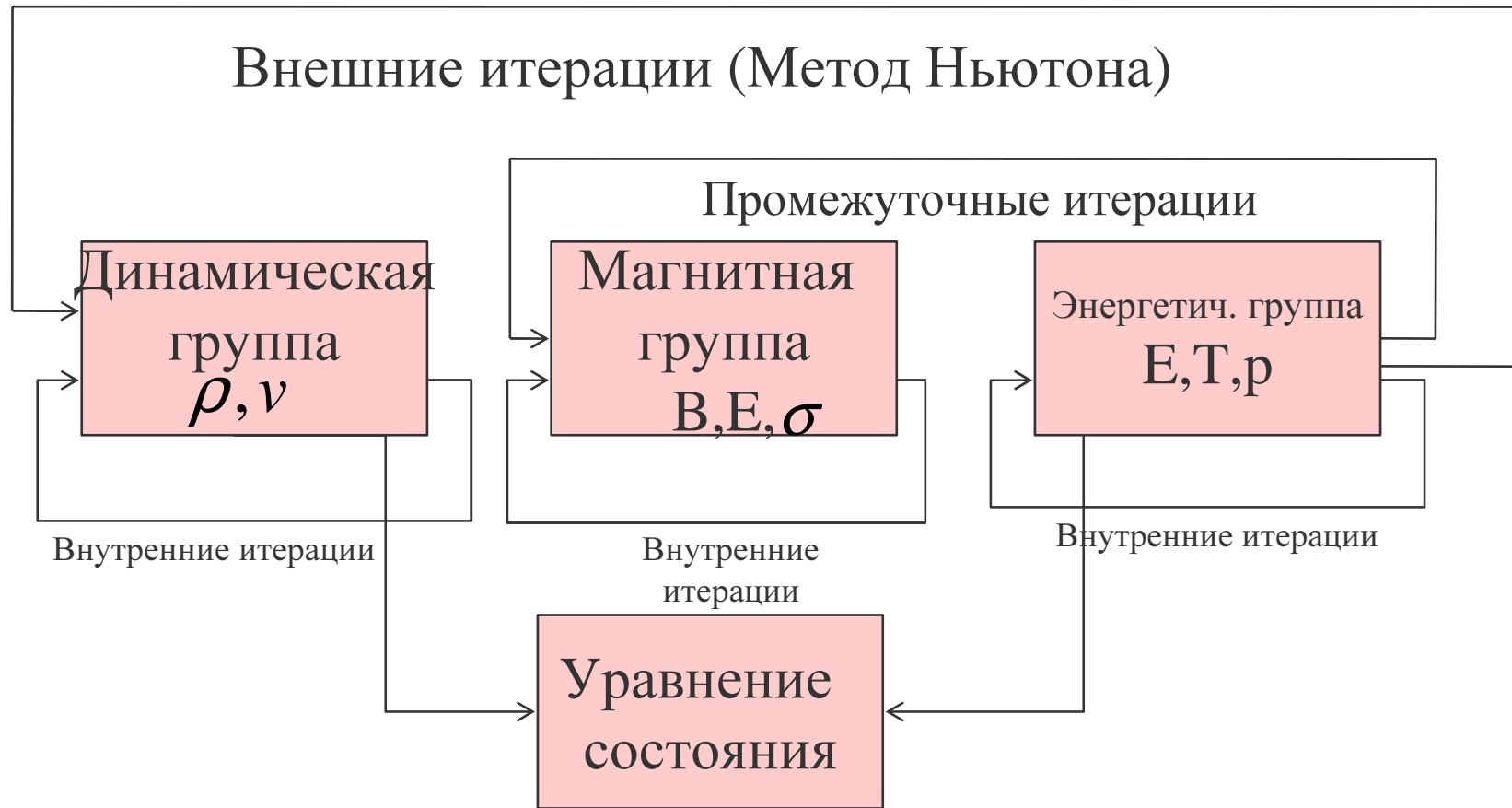
$$\bar{E} = \frac{1}{\sigma_3} \nabla_{\Sigma}^m \times \bar{H}^{(\sigma_3)}, \quad \sigma_3 = (S_{\Sigma} \varrho)^{-1} \sigma$$

$$\kappa = -g \nabla_{\Delta}^m \cdot \bar{v}^{(\sigma_1)} - \nabla_{\Delta}^m \cdot \bar{W} + S_{\Delta} (\bar{E} \cdot \nabla_{\Sigma}^m \times \bar{H}^{(0.5)}),$$

$$\bar{W} = -\kappa_{\varphi} \nabla_{\Sigma}^m \bar{r}^{(\sigma_1)}, \quad \kappa_{\varphi} = (S_{\Sigma} \varrho) \kappa$$

$$\sigma = P(\Delta, \bar{r}), \quad \bar{e} = S(\bar{r}, \bar{r}).$$

Общая схема применения неявного МГД метода (Самарский, Попов)

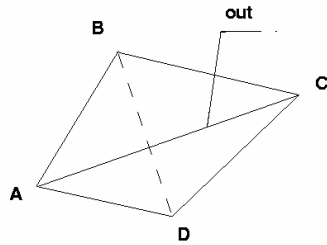


j -шаг \longrightarrow $j+1$ -шаг \longrightarrow $j+2$ -шаг

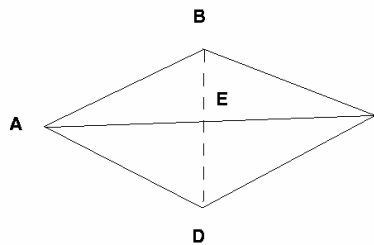
Операторы самосопряженные \Rightarrow Разреженные матрицы симметричны, положительно определены

Матрицы обращаются методом сопряженных градиентов(итерационный).

Перестройка сетки



Элементарная перестройка: связь BD вводится вместо связи AC . Общее количество узлов и ячеек не меняется.

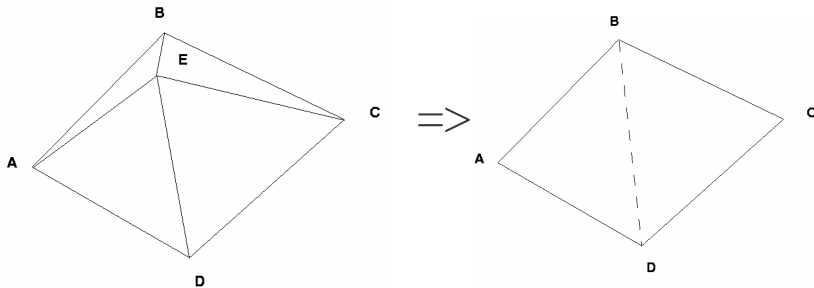


Добавление узла на середину связи:

узел E добавляется к существующим узлам $ABCD$

На середину связи BD , появляются 2 связи

AE и EC , общее число ячеек увеличивается на 2 ячейки.



Удаление узла: узел E удаляется из сетки, общее число ячеек увеличивается на 2 ячейки.

Интерполяция сеточных функций на новую сетку (локальная):

Следует делать *консервативно*. Условная минимизация функционалов.

$\rho_{old,k}$ – плотность на старой структуре,

$\rho_{int,i}$ – плотность на старой стр-ре, интерполированная на новую структуру,

$\rho_{new,i}$ – плотность на новой структуре.

Основной функционал:

$$\min_{i=\overline{1,N}} F(\rho_{new,i}) = (\rho_{new,i} - \rho_{int,i})^2$$

при условии:

$$\sum_k V_{old,k} \rho_{old,k} = \sum_i V_{new,i} \rho_{new,i} = m = const$$

(условие сохранения массы)

Старая форма функционала:

$$\min_{i=\overline{1,N}} F(\rho_{new,i}) = \alpha(\rho_{new,i} - \rho_{int,i})^2 + \underbrace{(1 - \alpha)(\text{grad}(\rho_{new,i}) - \text{grad}(\rho_{int,i}))^2}$$

Не работает на ударных волнах ☹️

Критерии адаптации сетки

Introduce function:

$$f(\rho_k, \text{grad } \rho_k) = \alpha/(\rho_k + \varepsilon) + \beta/(|\text{grad } \rho_k| + \varepsilon), \quad (5)$$

where $0 < \varepsilon \ll 1$, $\alpha \geq 0$, $\beta \geq 0$, $\alpha + \beta = 1$. In the limiting cases:

$\alpha = 1, \beta = 0$, f is a grid function of the density only;

$\alpha = 0, \beta = 1$, f is a grid function of the density gradient only.

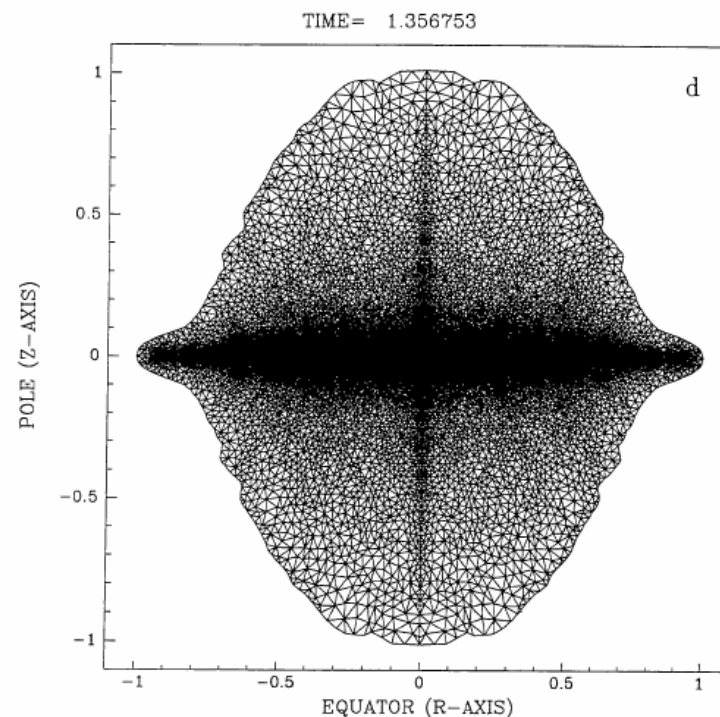
Let s_k be the area of triangle cell number k . S is the area of the whole computational domain, so that

$$S = \sum_{k=1}^N s_k.$$

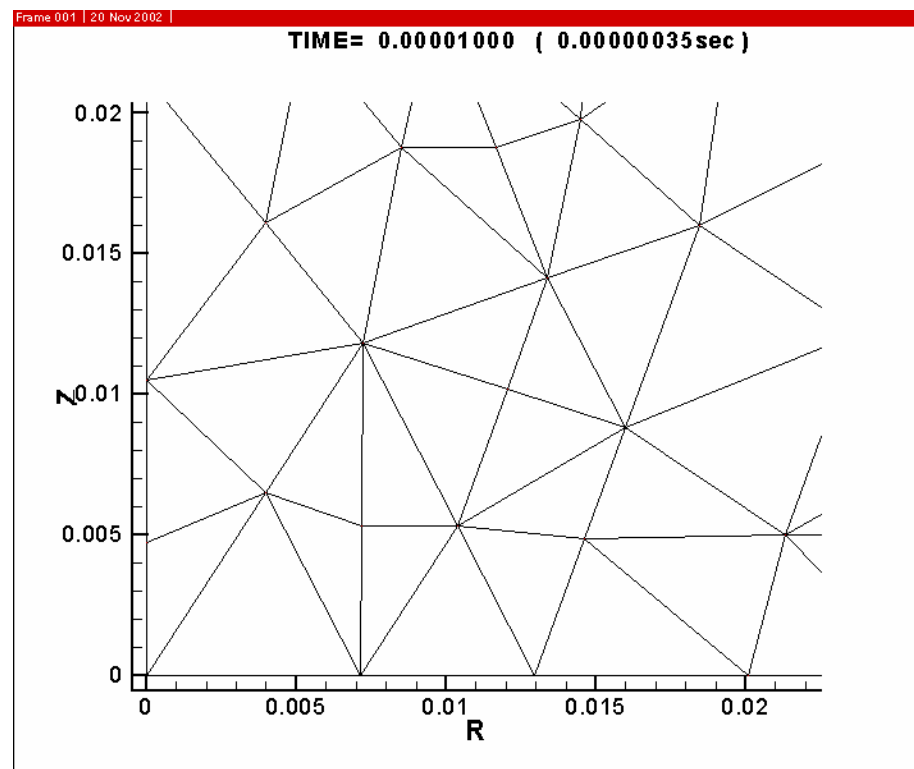
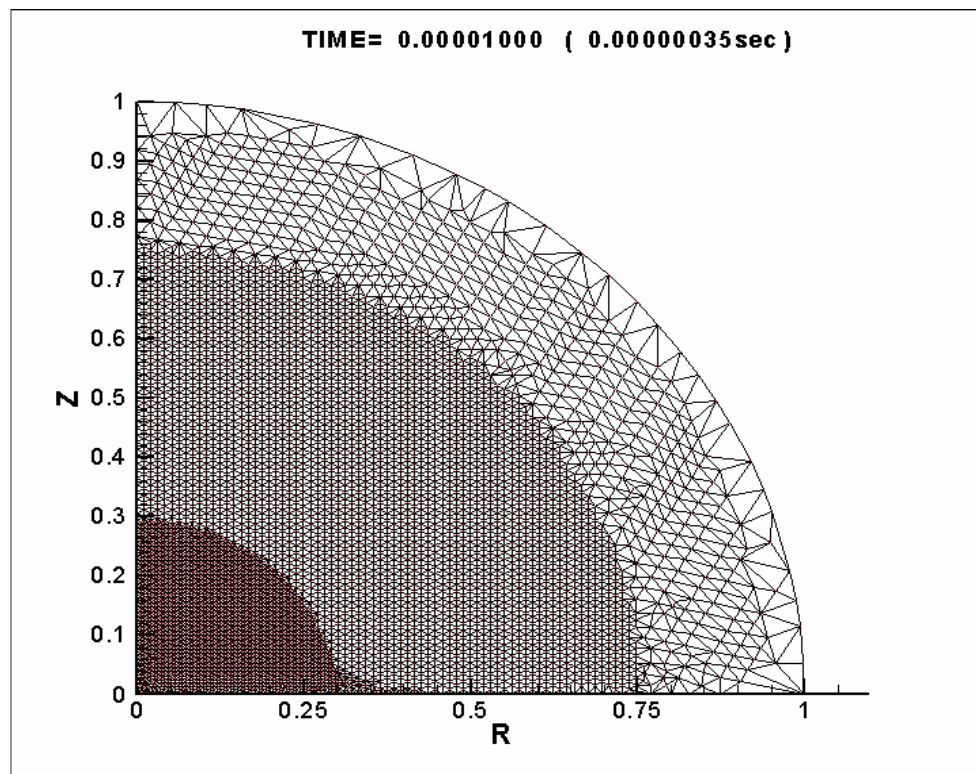
Introduce restrictions on the length of the cell side as a criterion for dynamic grid adaptation. Consider the formula for the characteristic length l_k of the side of an equilateral triangle of area s_k as a function of the density, the density gradient and (implicitly) the r, z coordinates:

$$l_k = 2\sqrt{\frac{s_k}{3}}, \quad s_k = \frac{f(\rho_k, \text{grad } \rho_k)}{\sum_{n=1}^N f(\rho_n, \text{grad } \rho_n)} S, \quad (6)$$

Пример применения критериев:



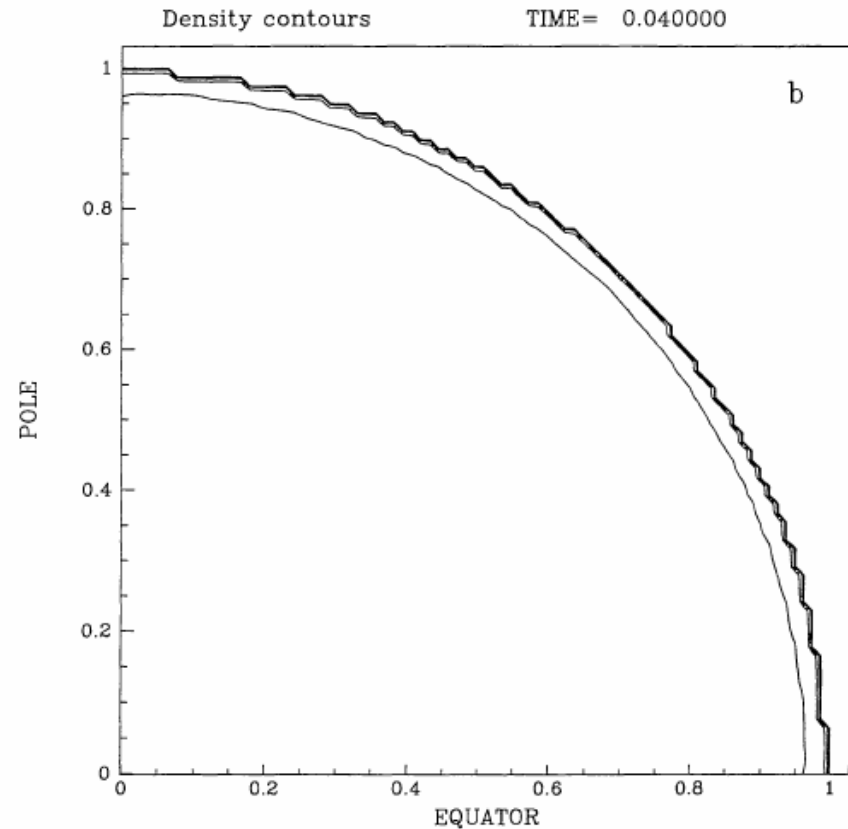
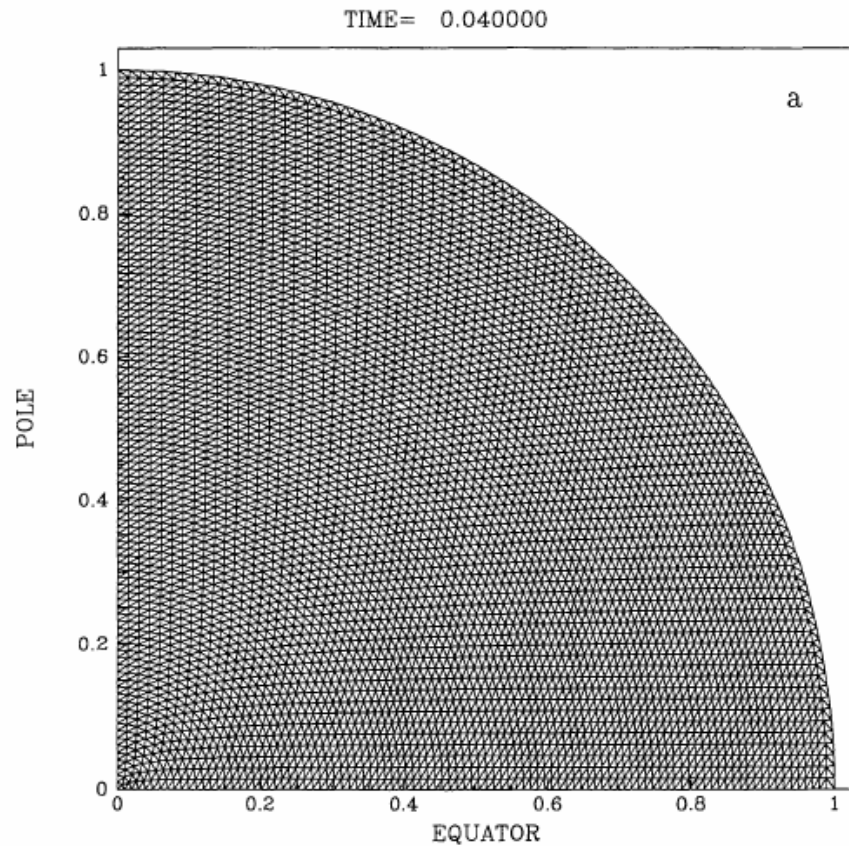
Пример эволюции треугольной сетки



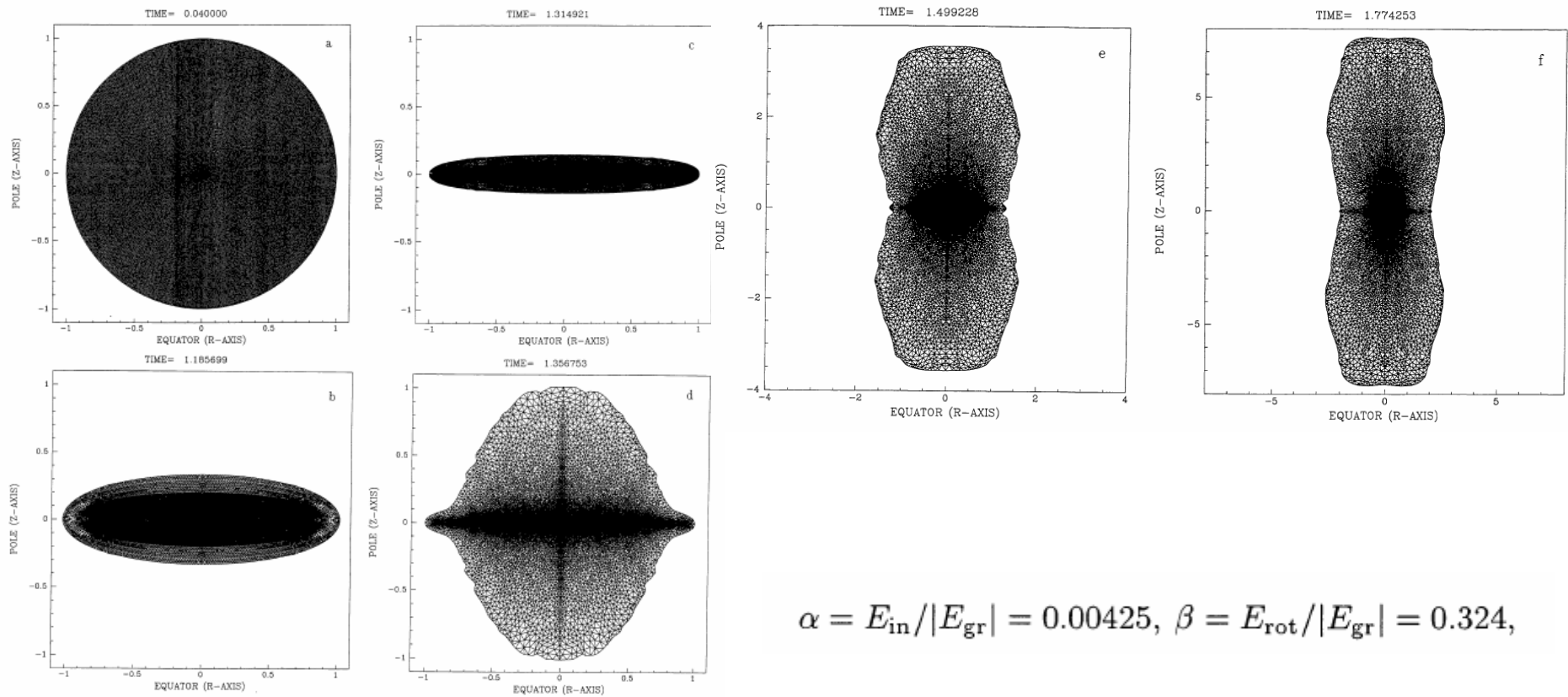
Коллапс быстровращающегося холодного протозвездного облака

N.V.Ardeljan, G.S.Bisnovatyi-Kogan, K.V.Kosmachevskii, S.G.Moiseenko A&ASS, 1996, 115,573

Начальное состояние: $\alpha = E_{\text{in}}/|E_{\text{gr}}| = 0.00425$, $\beta = E_{\text{rot}}/|E_{\text{gr}}| = 0.324$,



Коллапс быстровращающегося холодного протозвездного облака



Сверхновые с коллапсирующим ядром

Сверхновые типа Ib, Ic, II

Взрыв сверхновой – смерть звезды.

Остаток взрыва – нейтронная звезда, черная дыра.

Коллапс железного ядра. Нейтронизация.

Нейтринное излучение.

Энергия взрыва сверхновой $\sim 10^{51}$ эрг(!)

Объяснение механизма взрыва сверхновых с коллапсирующим ядром – одна из актуальных задач астрофизики.

Magnetorotational mechanism for the supernova explosion Bisnovatyi-Kogan (1970)(original article was submitted: **September 3, 1969**)

Amplification of magnetic fields due to differential rotation, angular momentum transfer by magnetic field. Part of the rotational energy is transformed to the energy of explosion

First 2D calculations: LeBlanc&Wilson (1970))(original article was submitted: **September 25, 1969**) ->**too large initial magnetic fields**. $E_{\text{mag}0} \sim E_{\text{grav}} \Rightarrow$ axial jet

Bisnovatyi-Kogan et al 1976, Meier et al. 1976, Ardeljan et al.1979, Mueller & Hillebrandt 1979, Symbalysty 1984, Ardeljan et al. 2000, Wheeler et al. 2002, 2005, Yamada & Sawai 2004, Kotake et al. 2004, 2005, 2006, Burrows et al.2007, Sawai, Kotake, Yamada 2008...

It is popular now!

The realistic values of the magnetic field are: $E_{\text{mag}} \ll E_{\text{grav}}$ ($E_{\text{mag}}/E_{\text{grav}} = 10^{-8}-10^{-12}$)

Small initial magnetic field **-is the main difficulty** for the numerical simulations.

The hydrodynamic time scale is much smaller than the magnetic field amplification time scale (*if magnetorotational instability is neglected*).

Explicit difference schemes **can not** be applied. (CFL restriction on the time-step).

Implicit schemes should be used.

Basic equations: MHD +self-gravitation, infinite conductivity:

$$\left\{ \begin{array}{l} \frac{dx}{dt} = \mathbf{u}, \frac{d\rho}{dt} + \rho \operatorname{div} \mathbf{u} = 0, \\ \rho \frac{du}{dt} = -\operatorname{grad} \left(p + \frac{\mathbf{H} \cdot \mathbf{H}}{8\pi} \right) + \frac{1}{4\pi} \operatorname{div}(\mathbf{H} \otimes \mathbf{H}) - \rho \operatorname{grad} \Phi \\ \rho \frac{d\varepsilon}{dt} + p \operatorname{div} \mathbf{u} + \rho F(\rho, T) = 0, p = P(\rho, T), \varepsilon = E(\rho, T), \\ \Delta \Phi = 4\pi G \rho, \\ \rho \frac{d}{dt} \left(\frac{\mathbf{H}}{\rho} \right) = \mathbf{H} \cdot \nabla \mathbf{u}. \end{array} \right. \quad \text{Additional condition } \operatorname{div} \mathbf{H} = 0$$

Axis symmetry ($\frac{\partial}{\partial \phi} = 0$) and equatorial symmetry ($z=0$) are supposed.

Notations:

$$\frac{d}{dt} = \frac{\partial}{\partial t} + \mathbf{u} \cdot \nabla, \mathbf{x} = (r, \varphi, z), \mathbf{u} - \text{velocity}, \rho - \text{density}, p - \text{pressure},$$

\mathbf{H} – magnetic field, Φ – gravitational potential, ε – internal energy,

G – gravitational constant.

Boundary conditions

Axial symmetry

$$r = 0 : u_r = u_\phi = H_r = H_\phi = \text{rot}_r \mathbf{H} = \text{rot}_\phi \mathbf{H} = 0,$$

Equatorial symmetry

$$u_z = H_z = 0,$$

Quadrupole field

$z = 0$: or

$$u_z = \frac{\partial B_z}{\partial z} = 0,$$

Dipole field

Outer boundary: $P = \rho = T = H_\phi = 0, \mathbf{H}_{\text{poloidal}} = \mathbf{H}_q$

(from Biot-Savart law)

Presupernova Core Collapse

Equations of state take into account degeneracy of electrons and neutrons, relativity for the electrons, nuclear transitions and nuclear interactions.

Temperature effects were taken into account approximately by the addition of radiation pressure and an ideal gas

.

Neutrino losses were taken into account in the energy equations.

A cool white dwarf was considered at the stability limit with a mass equal to the Chandrasekhar limit.

To obtain the collapse we increase the density at each point by 20% and we also impart uniform rotation on it.

Equations of state (approximation of tables)

$$P \equiv P(\rho, T) = P_0(\rho) + \mathfrak{R}T\rho + \frac{T^4 \sigma}{3}$$

$$P_0(\rho) = \begin{cases} P_0^{(1)} = b_1 \rho^{5/3} (1 + c_1 \rho^{1/3}), \text{ for } \rho \leq \rho_1 \\ P_0^{(k)} = a \cdot 10^{b_k (\lg \rho - 8.419)^{c_k}} \text{ for } \rho_{(k-1)} \leq \rho \leq \rho_k, k = \overline{2, 6}. \end{cases} \quad \varepsilon_0(\rho) = \int_0^\rho \frac{P_0(x)}{x^2} dx.$$

$$\varepsilon = \varepsilon(\rho, T) = \varepsilon_0(\rho) + \frac{3}{2} \mathfrak{R}T + \frac{\sigma T^4}{\rho} + \varepsilon_{Fe}(\rho, T), \quad \varepsilon_{Fe}(\rho, T) = \frac{E_{b, Fe}}{A_{m_p}} \left(\frac{T - T_{0, Fe}}{T_{1, Fe} - T_{0, Fe}} \right), \quad \text{Fe -dis-} \\ \text{sociation}$$

Neutrino losses: URCA processes, pair annihilation, photo production of neutrino, plasma neutrino

$$\text{URCA: } f(\rho, \bar{T}) = 1.3 \cdot 10^9 \chi(\bar{T}) / [1 + (7.1 \cdot 10^{-5} \rho / \bar{T}^3)^{2/5}] \text{ erg} \cdot \text{g}^{-1} \cdot \text{c}^{-1}$$

$$\lambda(T) = \begin{cases} 1, \bar{T} < 7, \\ 664.31 + 51.024(\bar{T} - 20), 7 \leq \bar{T} \leq 20, \\ 664.31, \bar{T} > 20, \end{cases} \quad \bar{T} = T \cdot 10^{-9}.$$

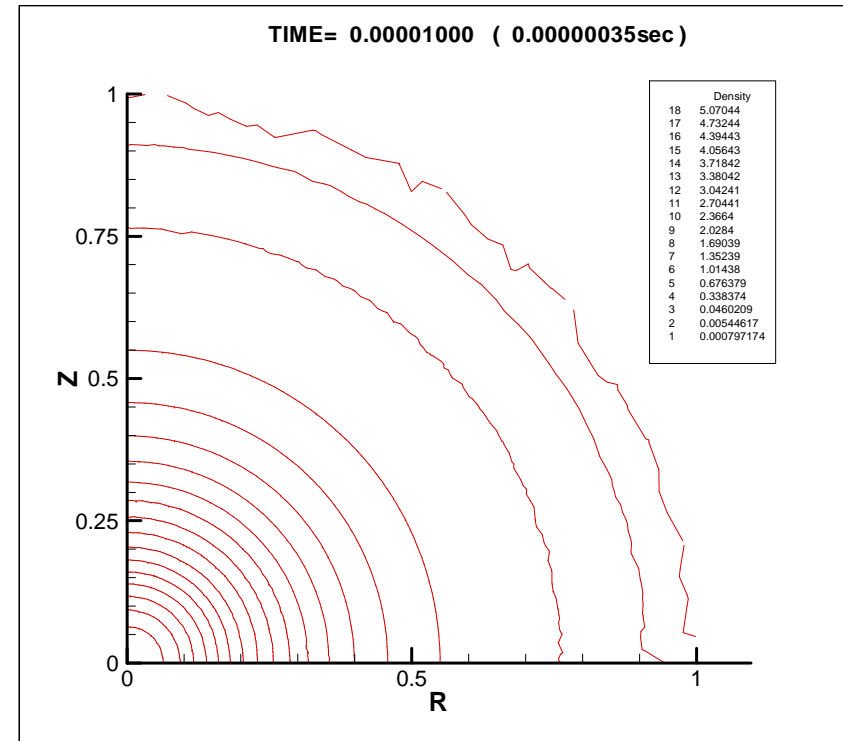
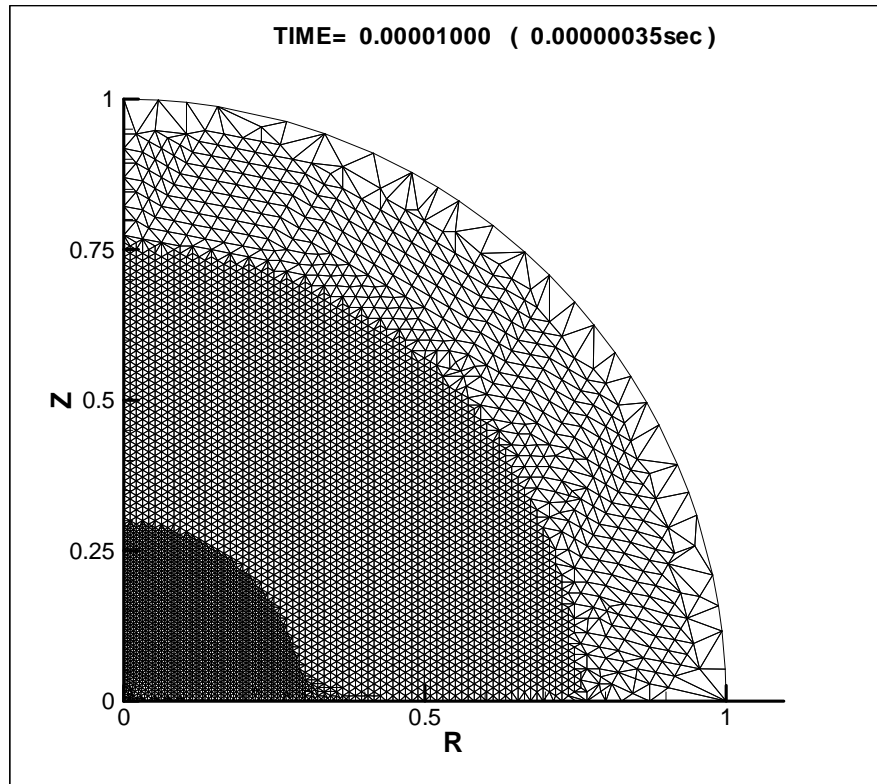
Approximation of tables from Ivanova, Imshennik, Nadyozhin, 1969

$$F(\rho, T) = f(\rho, T) e^{-\tau_\nu} \quad \text{neutrino diffusion}$$

Initial state

$M = 1.2042 \cdot M_{sun}$, spherically symmetrical stationary state, initial angular velocity 2.519 (1/sec)

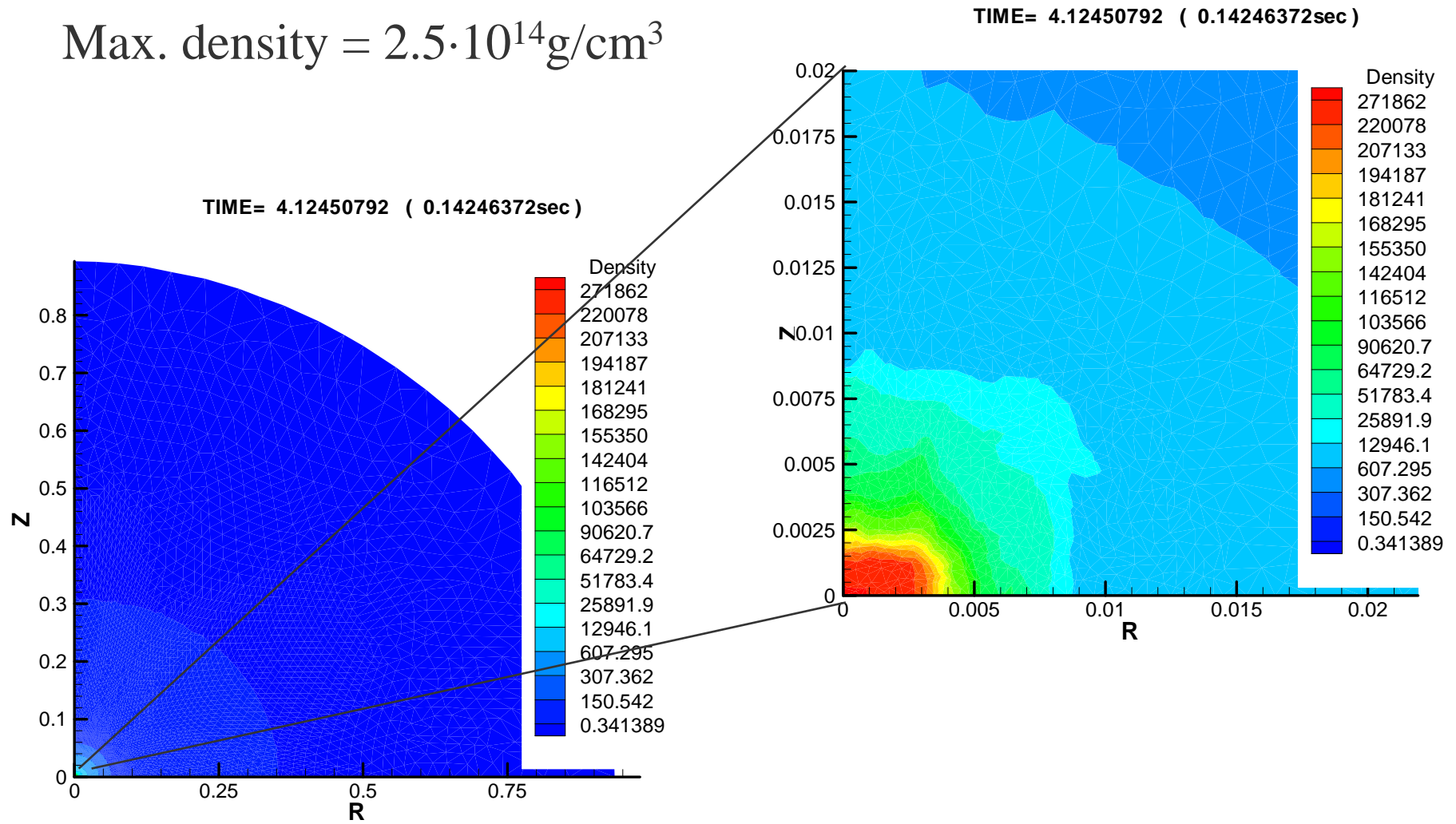
Initial temperature distribution $T = \delta\rho^{2/3}$



$$\frac{E^{rot}}{E^{grav}} = 0.571\% \quad \frac{E^{int}}{E^{grav}} = 72.7\%$$

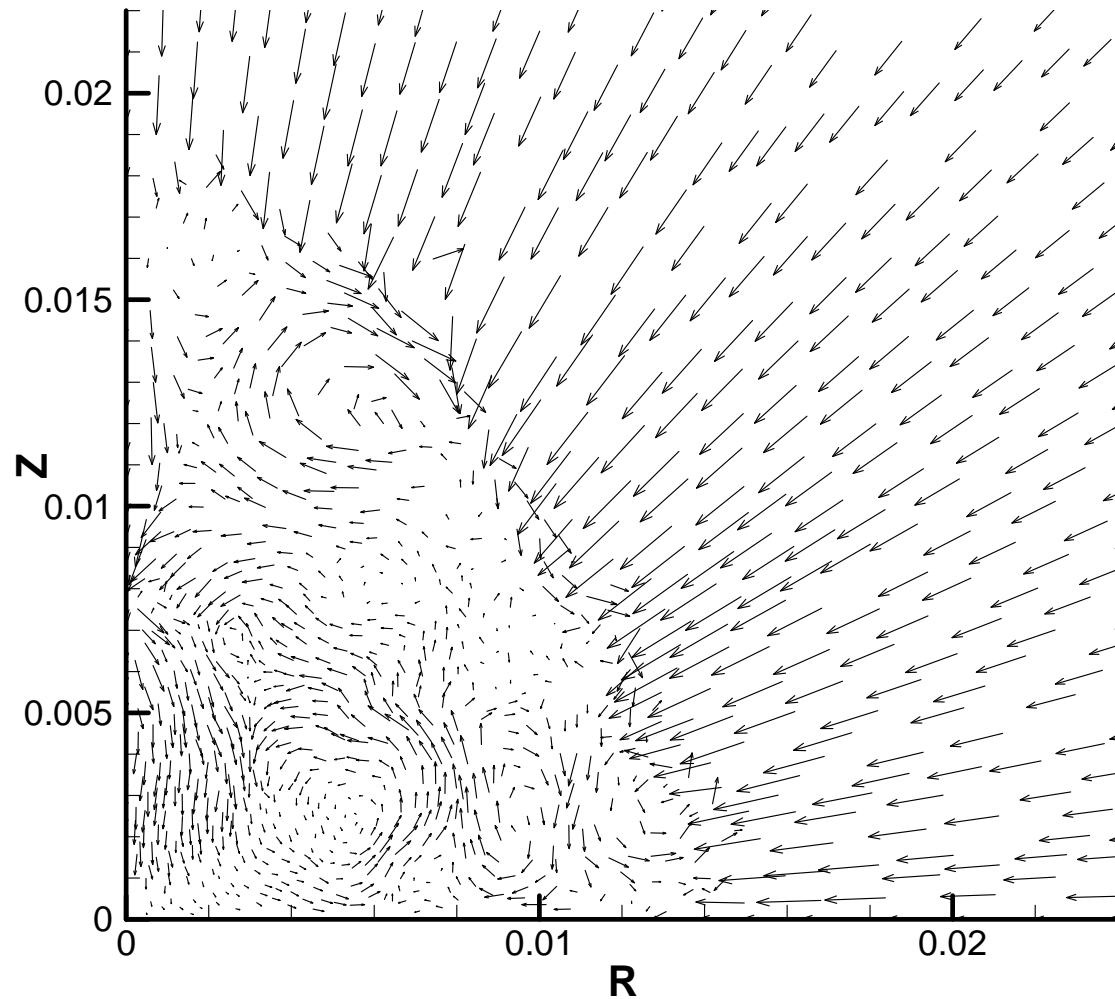
Maximal compression state

Max. density = $2.5 \cdot 10^{14} \text{g/cm}^3$



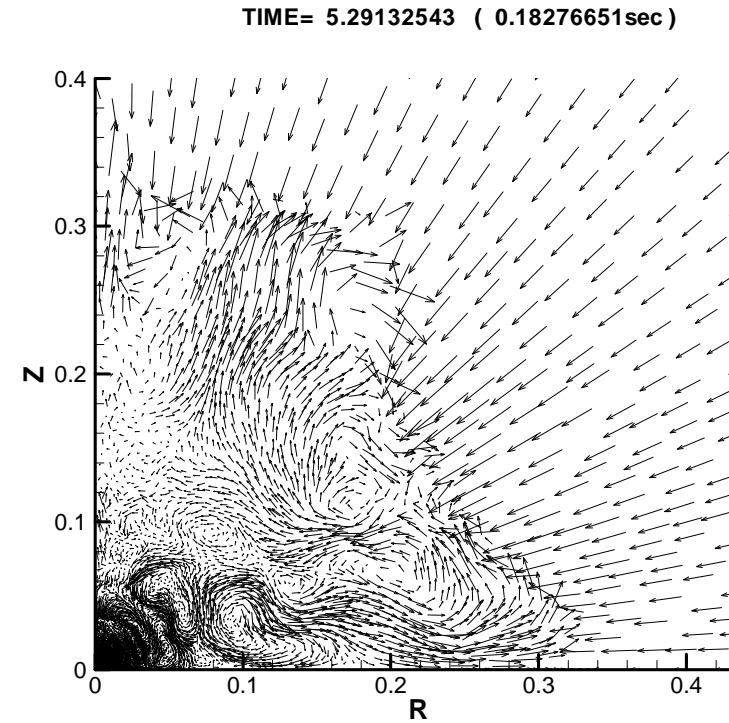
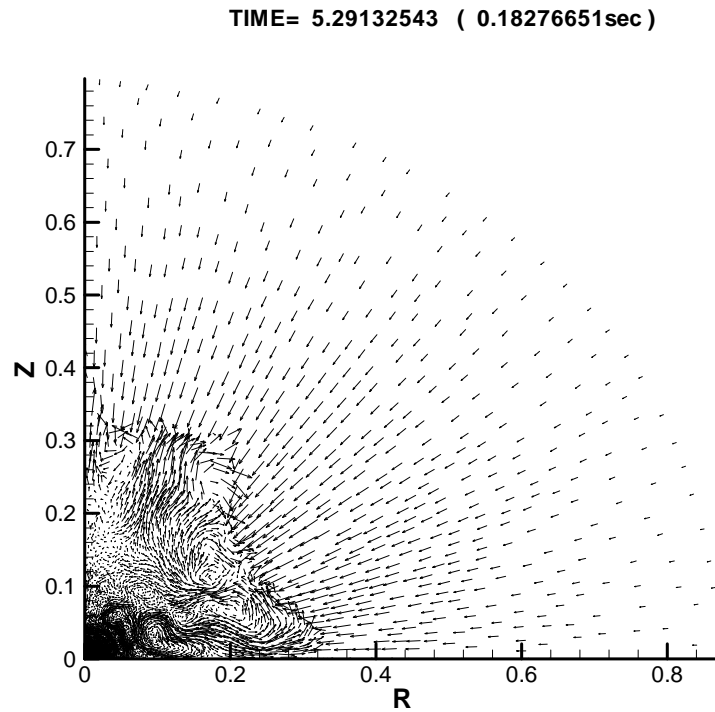
Neutron star formation in the center and formation of the shock wave

TIME= 4.12450792 (0.14246372sec)



«0.01»~10km

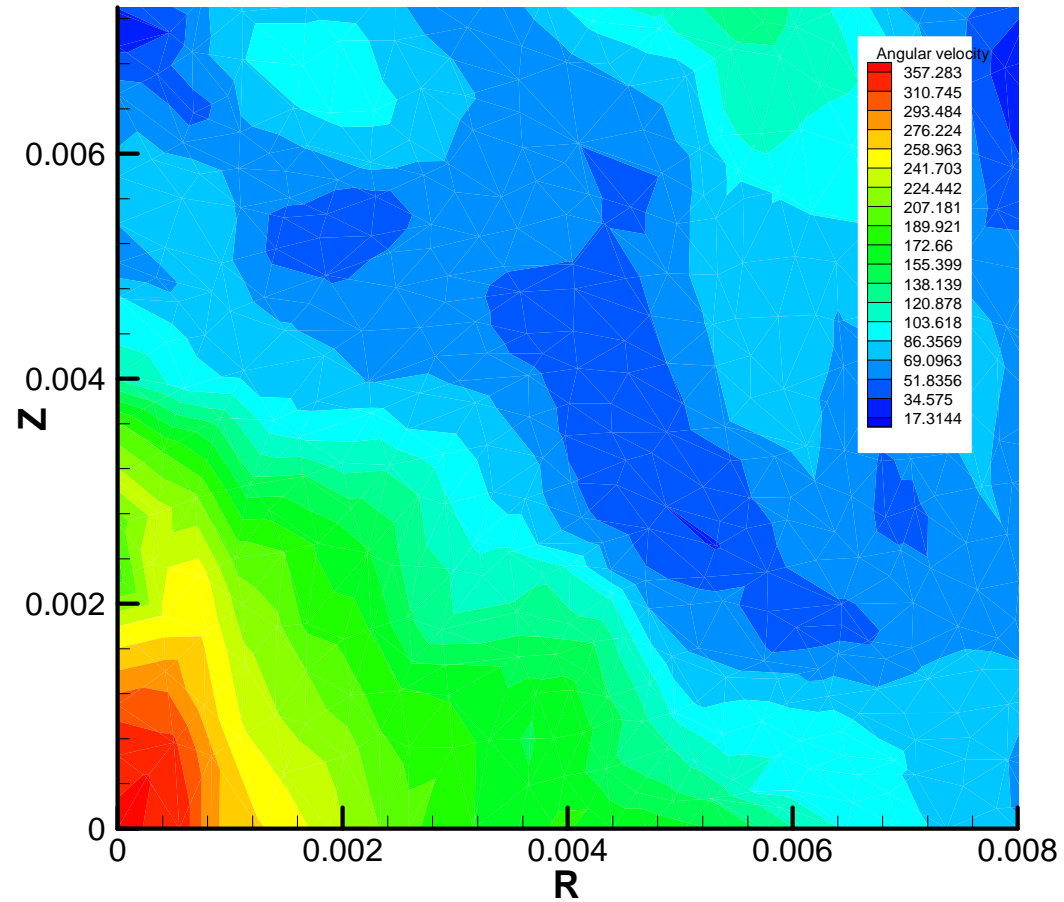
Mixing



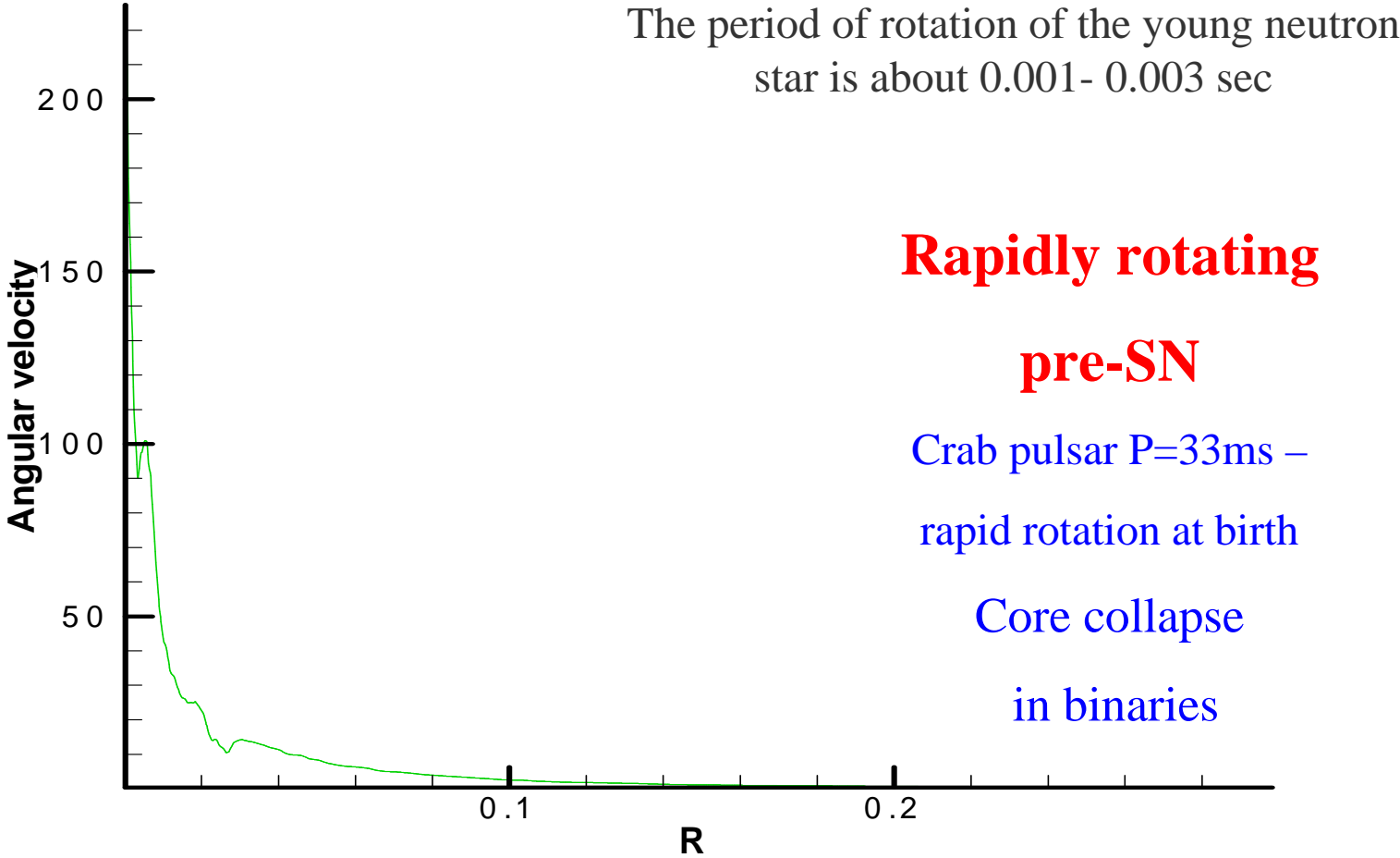
Bounce shock wave does not
produce SN explosion :(

Angular velocity (central part of the computational domain). Rotation is differential.

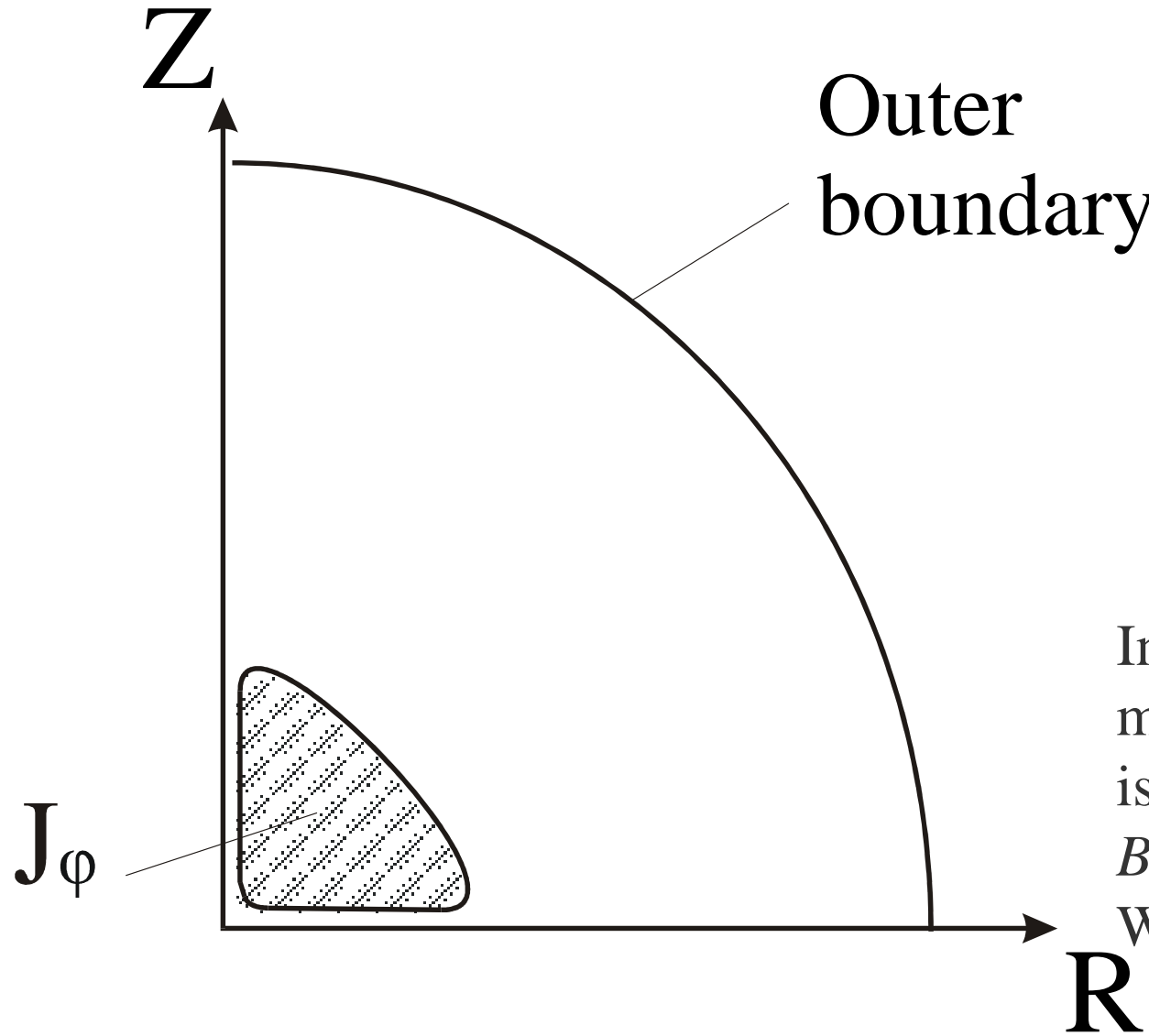
TIME= 4.15163360 (0.14340067sec)



Distribution of the angular velocity



Initial magnetic field



$$\mathbf{H} = \frac{1}{c} \int \frac{\mathbf{J} \times \mathbf{R}}{R^3} dV,$$

Biot-Savart law

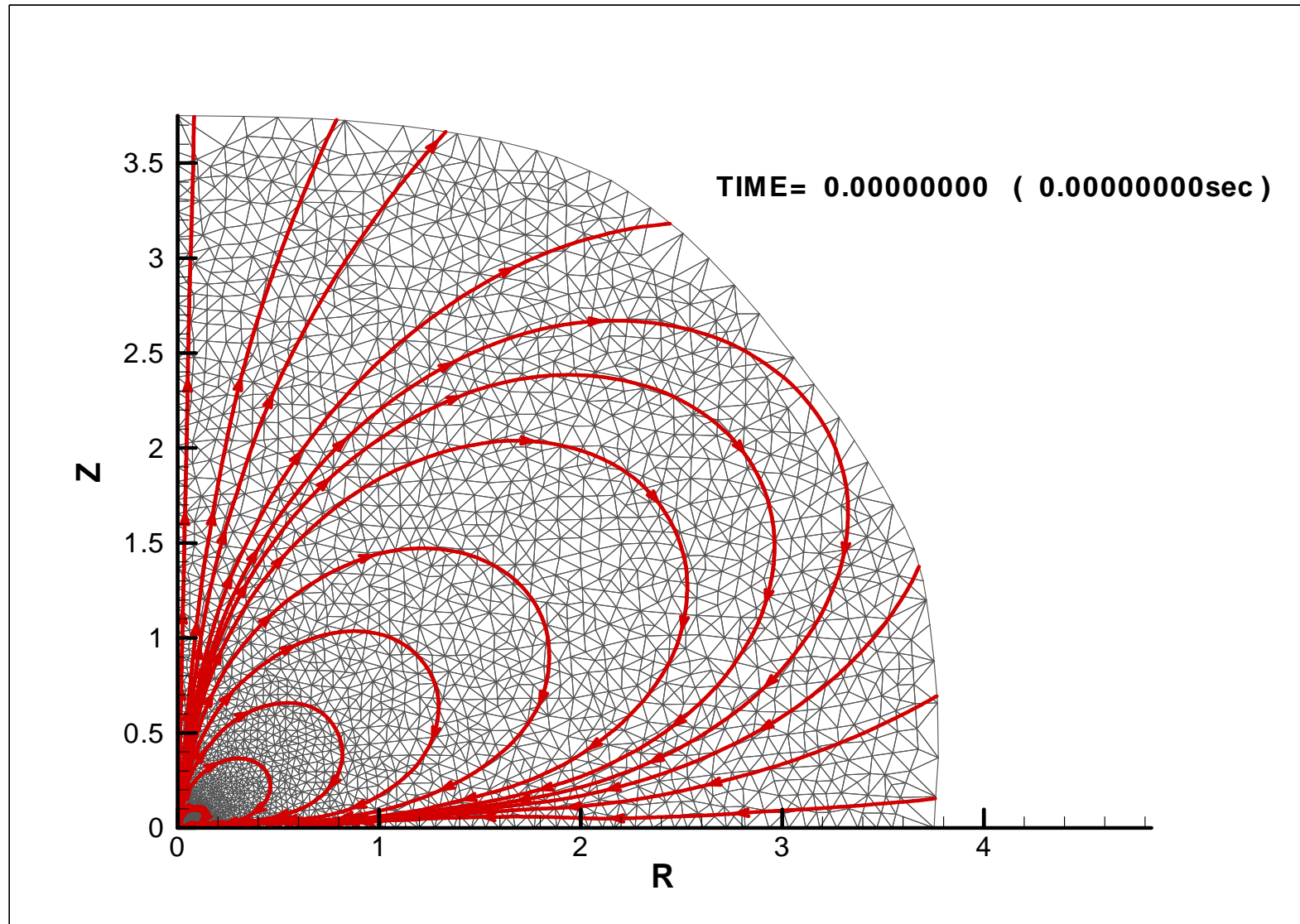
$$J_\phi \rightarrow (H_r, H_z)$$

Initial poloidal
magnetic field
is divergence free,
BUT not balanced.

We have to balance it.

Initial magnetic field –quadrupole-like symmetry

Ardeljan, Bisnovatyi-Kogan, SM, MNRAS 2005, 359, 333

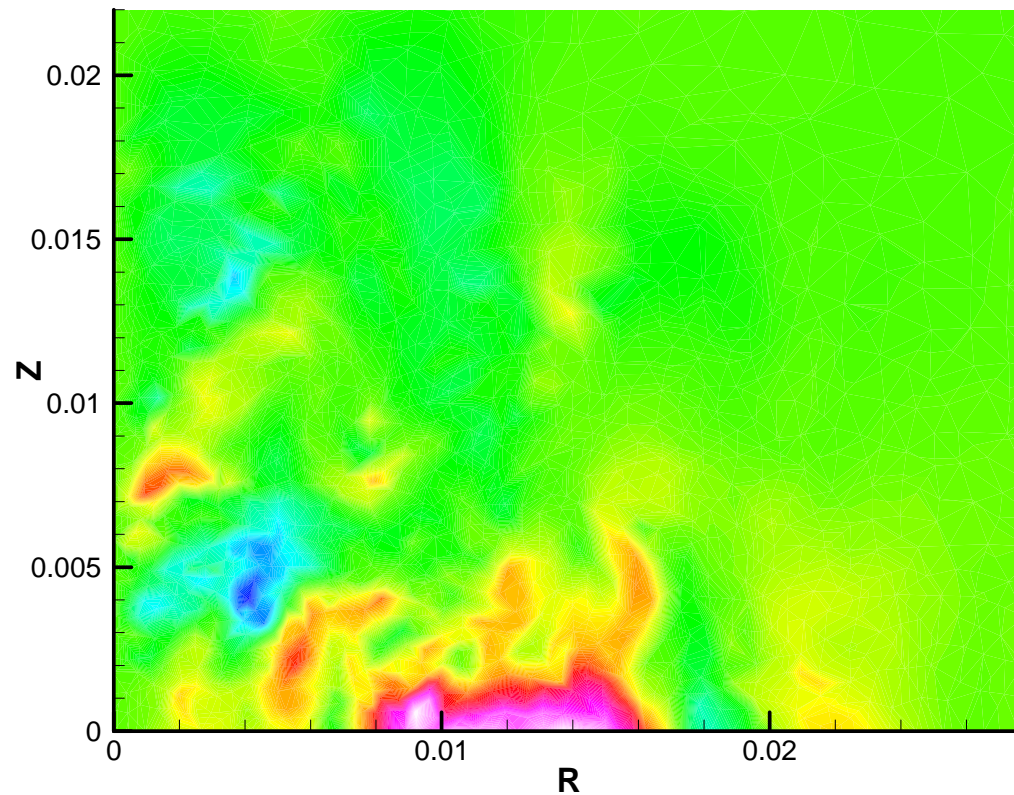


Toroidal magnetic field amplification.

pink – maximum_1 of H_f^2 blue – maximum_2 of H_f^2

Maximal values of $H_f = 2.5 \cdot 10^{16} \text{G}$

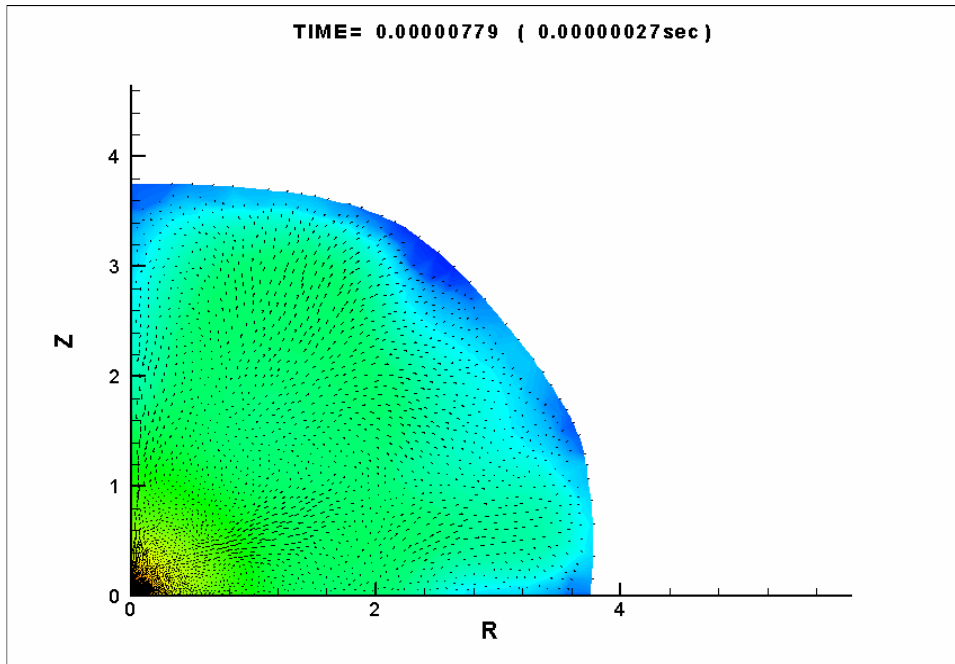
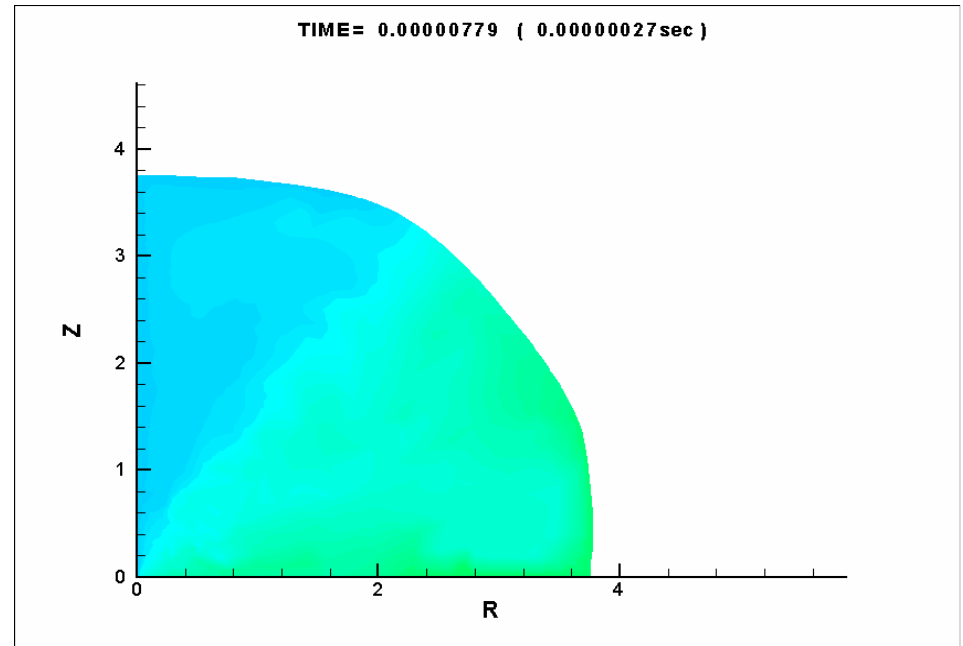
TIME= 0.00000779 (0.00000027sec)



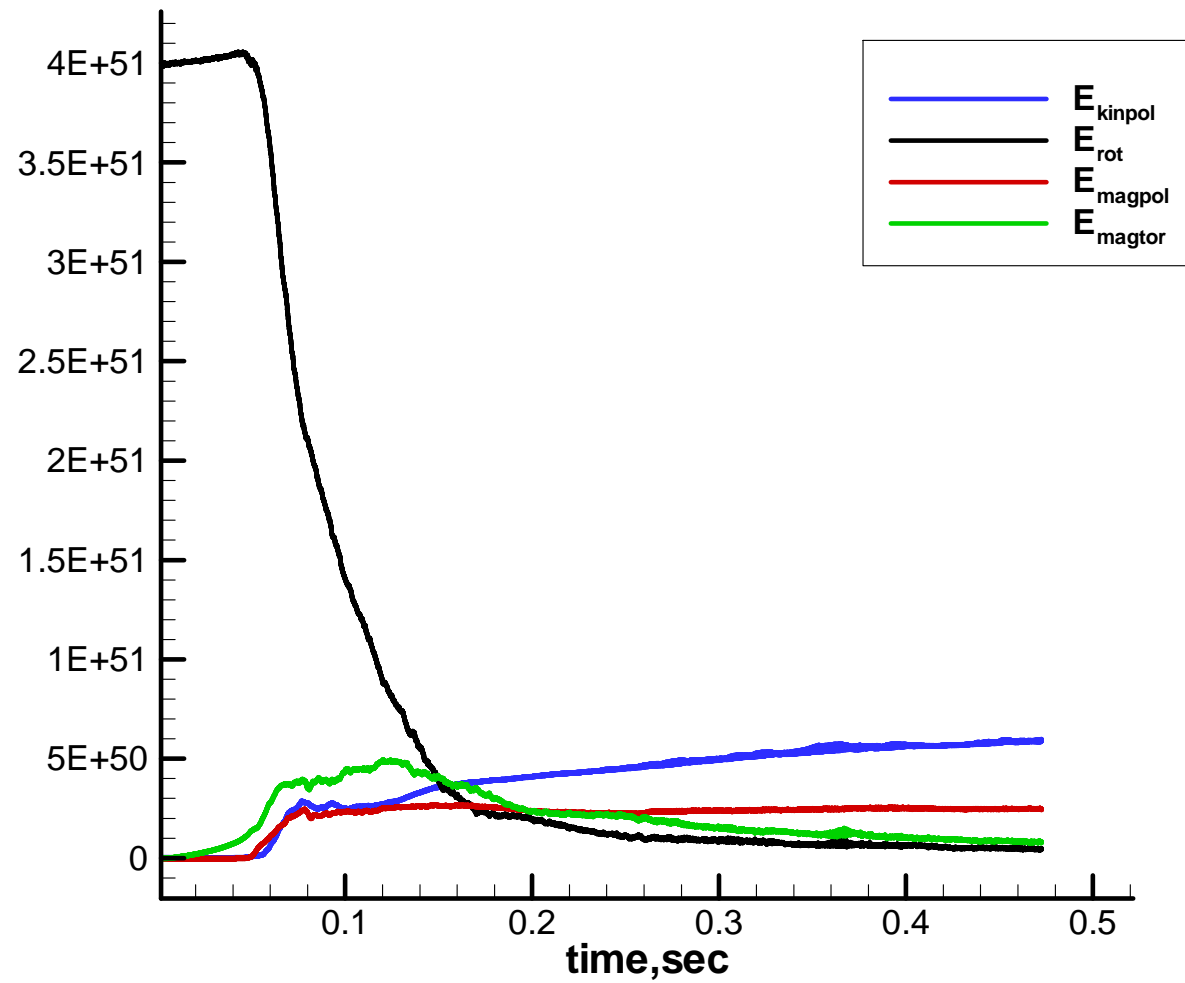
After SN explosion at the border of neutron star $H = 2 \cdot 10^{14} \text{G}$

Specific angular momentum rV_ϕ

Temperature and velocity field

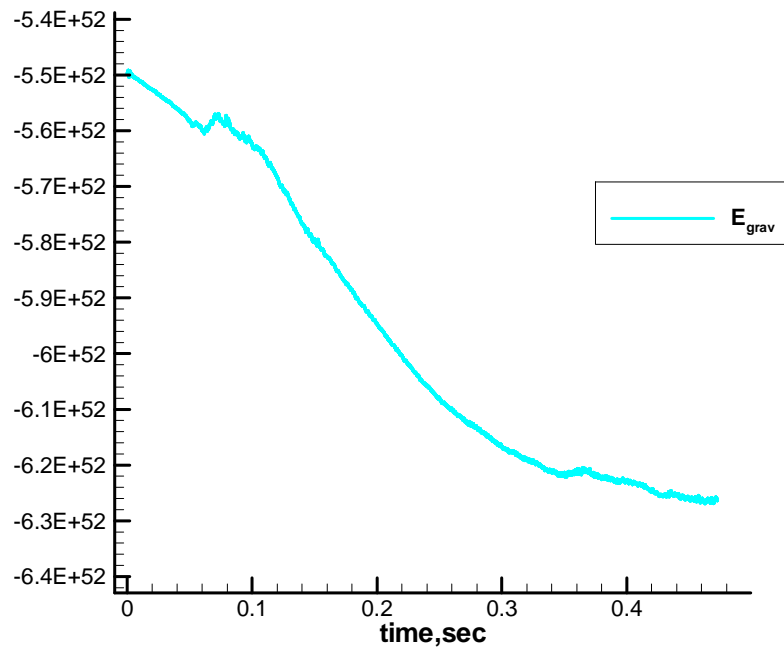


Time evolution of different types of energies

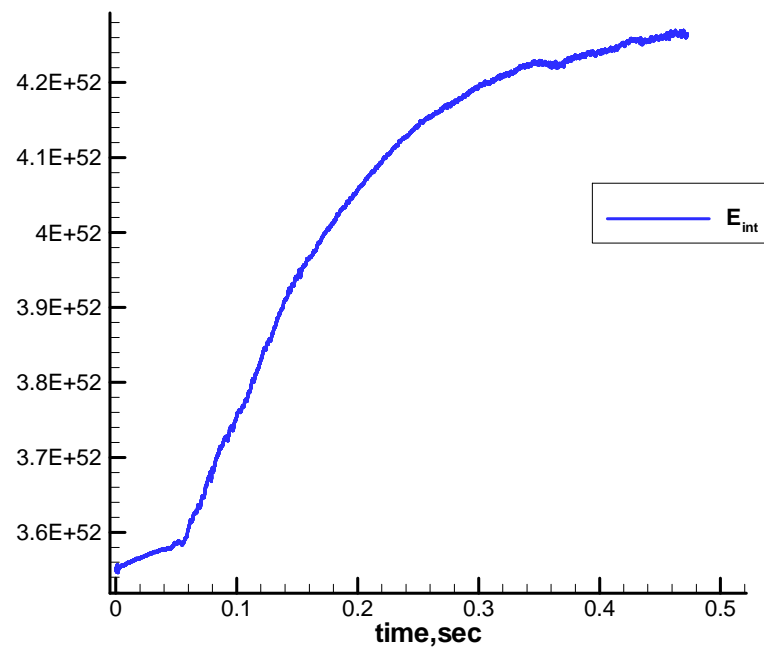


Time evolution of the energies

Gravitational energy

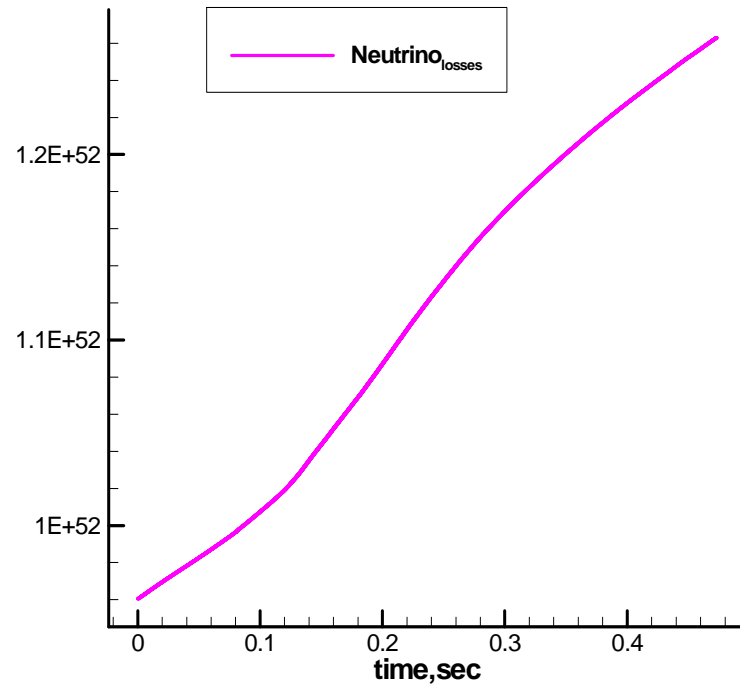


Internal energy

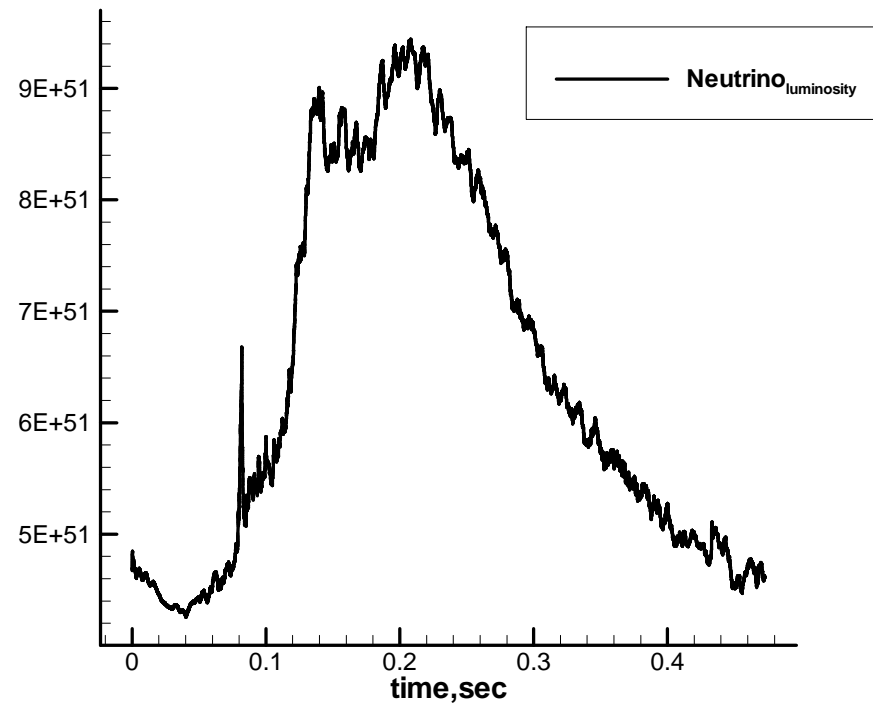


Time evolution of the energies

Neutrino losses (ergs)



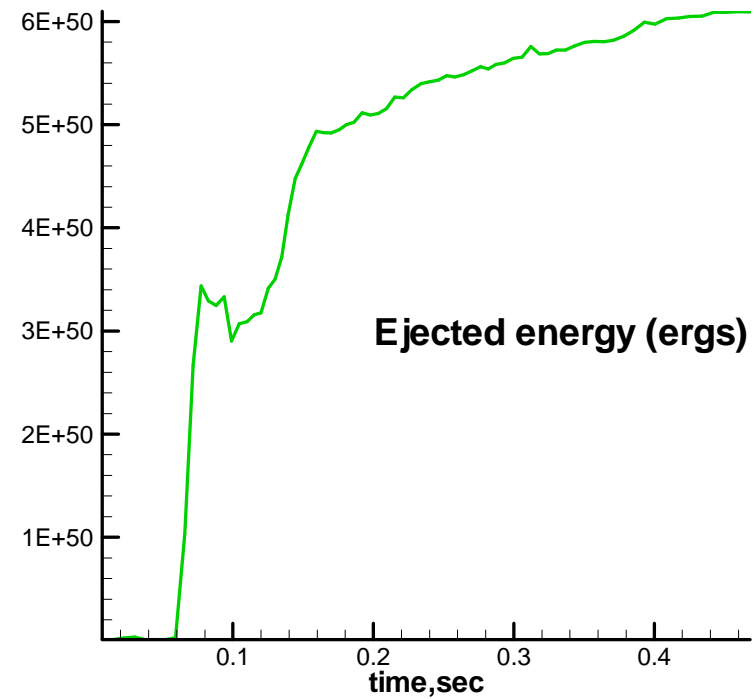
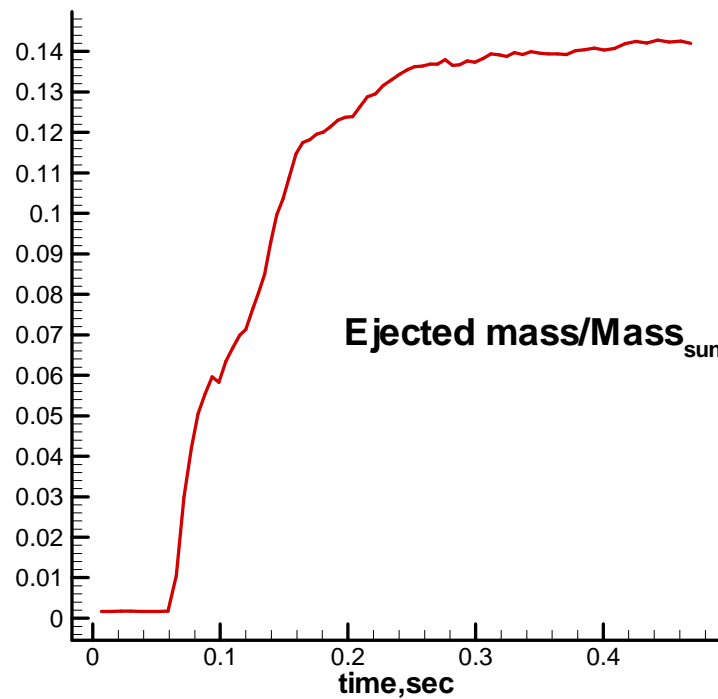
Neutrino luminosity (ergs/sec)



Ejected energy and mass

Ejected energy $0.6 \cdot 10^{51} \text{ erg}$ Ejected mass $0.14 M_{\odot}$

Particle is considered “ejected” –
if its kinetic energy is greater than its potential energy



Magnetorotational supernova in 1D

Bisnovaty-Kogan et al. 1976, Ardeljan et al. 1979

$$t_{\text{explosion}} \sim \frac{1}{\sqrt{\alpha}}, \quad \left(\alpha = \frac{E_{\text{mag}0}}{E_{\text{grav}0}} \right)$$

Example: $\alpha = 10^{-2} \Rightarrow t_{\text{explosion}} = 10$,

$\alpha = 10^{-12} \Rightarrow t_{\text{explosion}} = 10^6$!!!

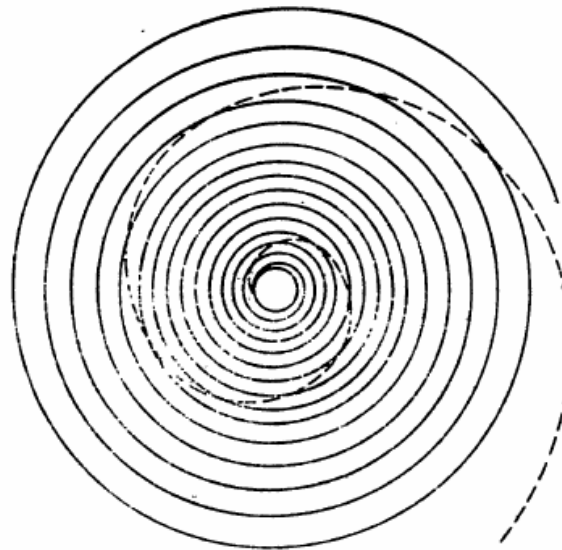
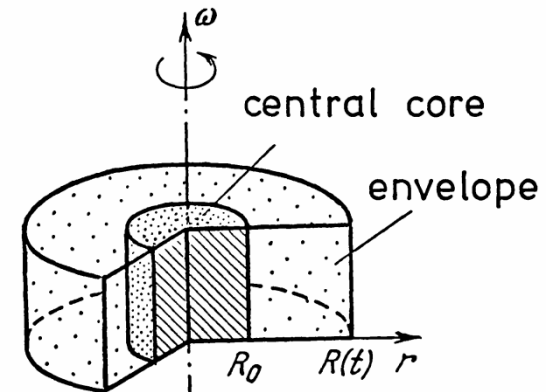
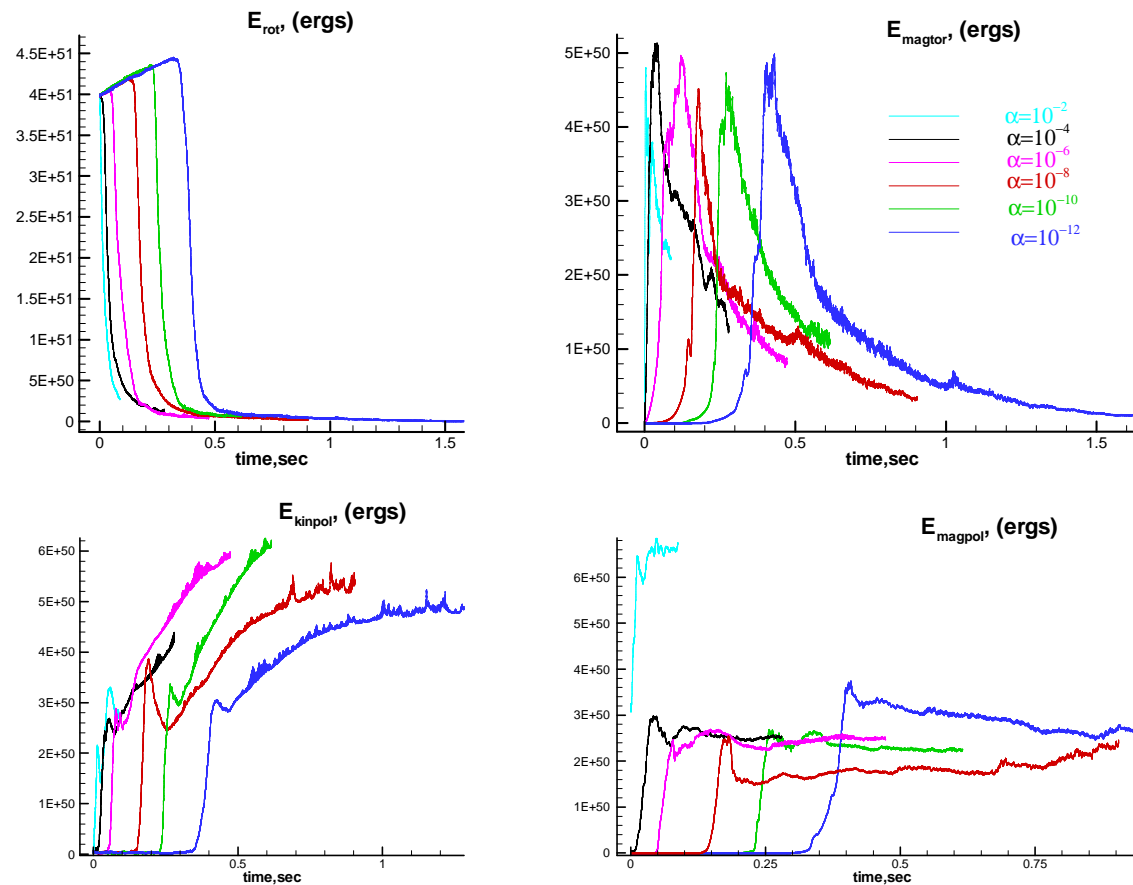


FIG. 3. Shape of a field line in the region near the core at the time $t_\alpha = 7$ for $\alpha = 10^{-2}$ (dashed line) and $\alpha = 10^{-4}$ (solid line).

Magnetorotational explosion for the different $\alpha = \frac{E_{mag0}}{E_{grav0}} = 10^{-2} - 10^{-12}$

Magnetorotational instability \Rightarrow mag. field grows exponentially
 (Dungey 1958, Velikhov 1959, Chandrasekhar, Balbus & Hawley 1991,
 Spruit 2002, Akiyama et al. 2003...)



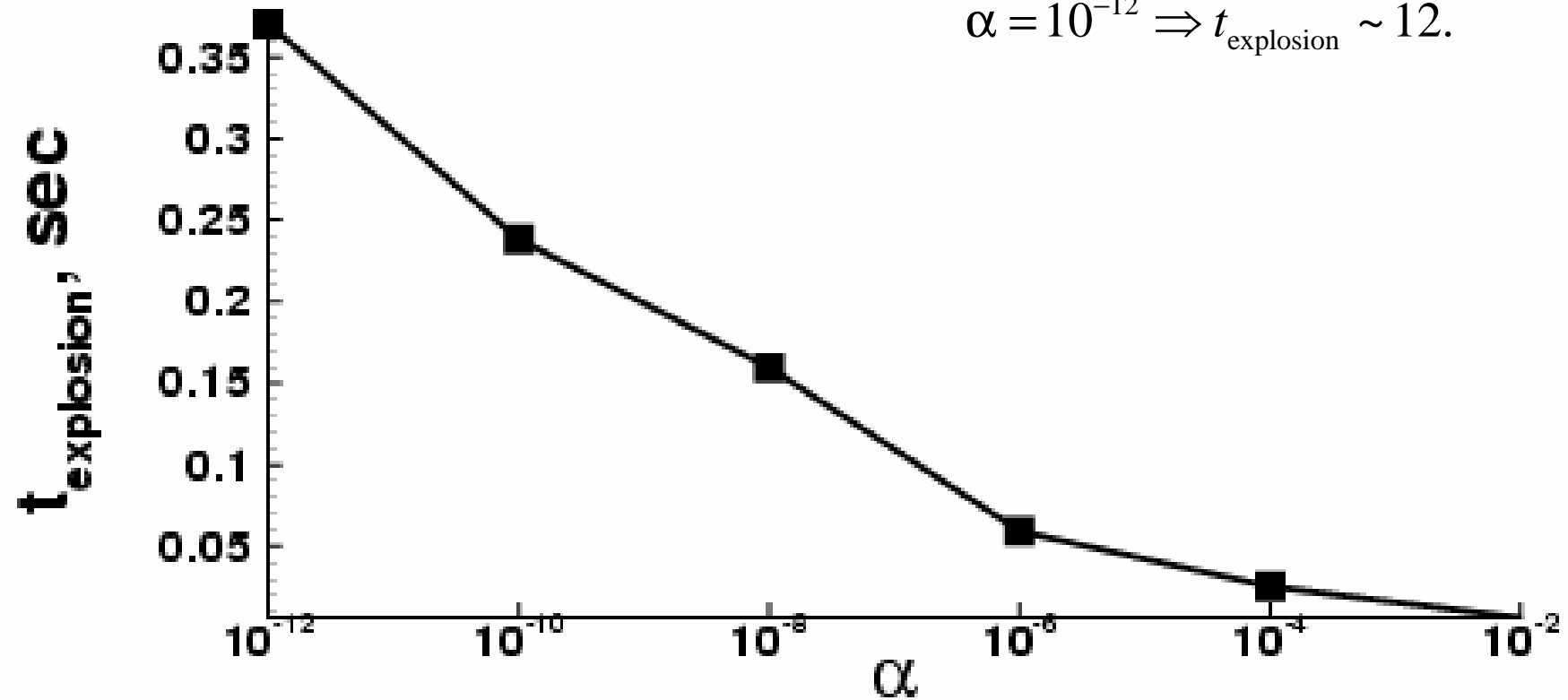
Dependence of the explosion time from $\alpha = \frac{E_{\text{mag}0}}{E_{\text{grav}0}}$

$t_{\text{explosion}} \sim -\log(\alpha)$ (for small α)

$\alpha = 10^{-6} \Rightarrow t_{\text{explosion}} \sim 6,$

Example:

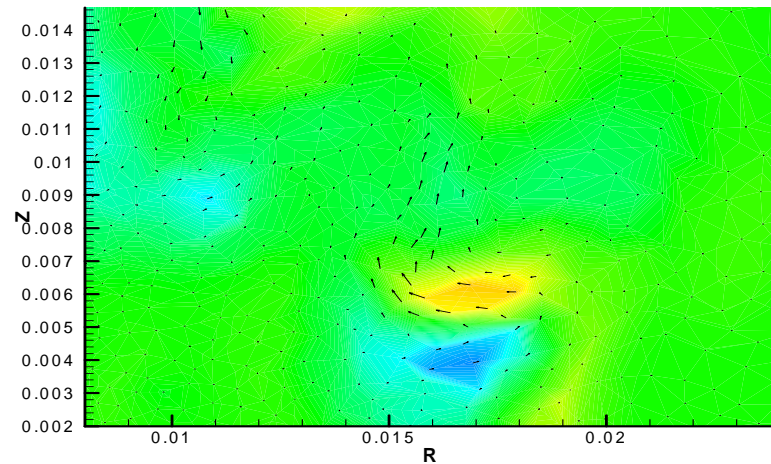
$\alpha = 10^{-12} \Rightarrow t_{\text{explosion}} \sim 12.$



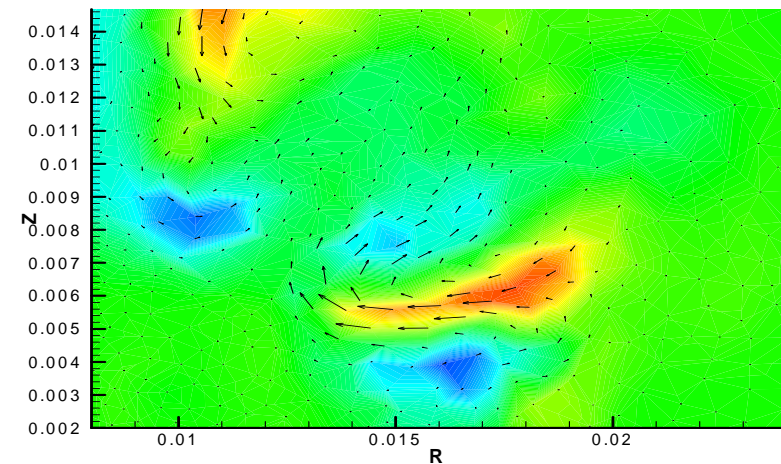
Magnetorotational instability

Central part of the computational domain . Formation of the MRI.

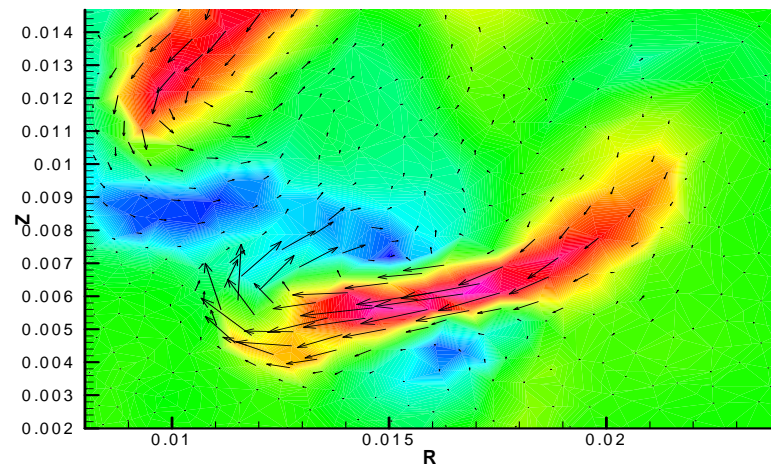
TIME= 34.83616590 (1.20326837sec)



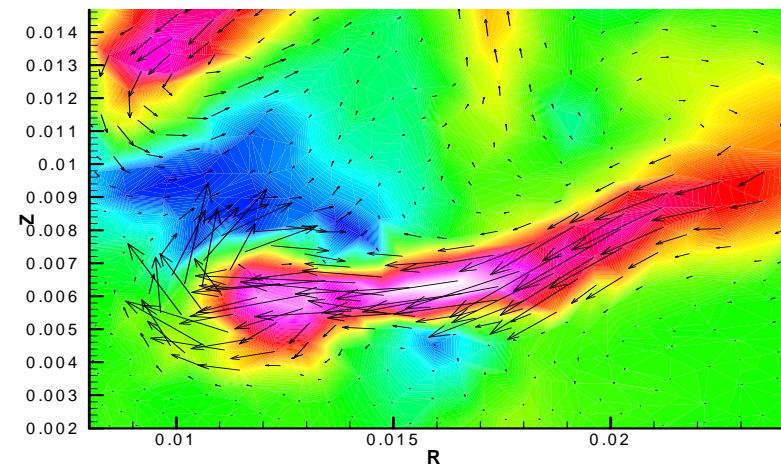
TIME= 35.08302173 (1.21179496sec)



TIME= 35.26651529 (1.21813298sec)



TIME= 35.38772425 (1.22231963sec)



Toy model for MRI in the magnetorotational supernova

$$\frac{dH_\varphi}{dt} = H_r \left(r \frac{d\Omega}{dr} \right); \quad \text{at the initial stage of the process } H_\varphi < H_\varphi^* : H_r \left(r \frac{d\Omega}{dr} \right) \approx \text{const},$$

beginning of the MRI => formation of multiple *poloidal* differentially rotating

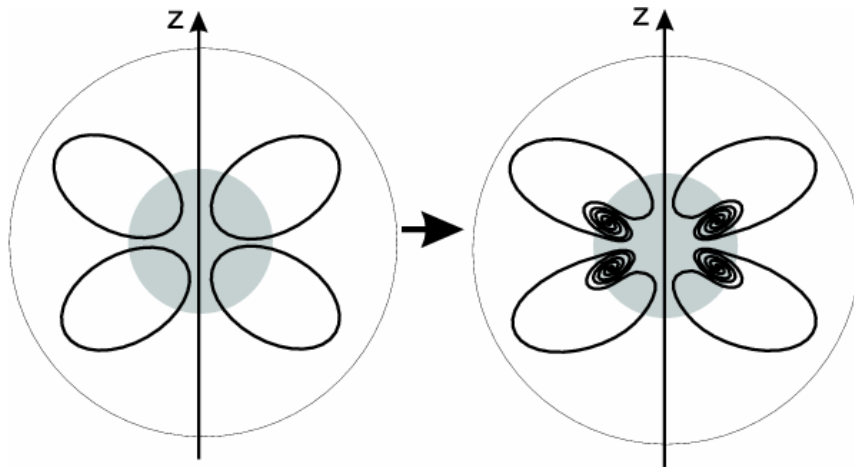
vortexes $\frac{dH_r}{dt} = H_{r0} \left(\frac{d\omega_v}{dl} l \right), \quad \text{in general we may approximate: } \left(\frac{d\omega_v}{dl} l \right) \approx \alpha (H_\varphi - H_\varphi^*).$

Assuming for the simplicity that $(r \frac{d\Omega}{dr}) = A$ is a constant during the first stages of MRI, and taking H_φ^* as a constant we come to the following equation:

$$\frac{d^2}{dt^2} (H_\varphi - H_\varphi^*) = A H_{r0} \alpha (H_\varphi - H_\varphi^*)$$

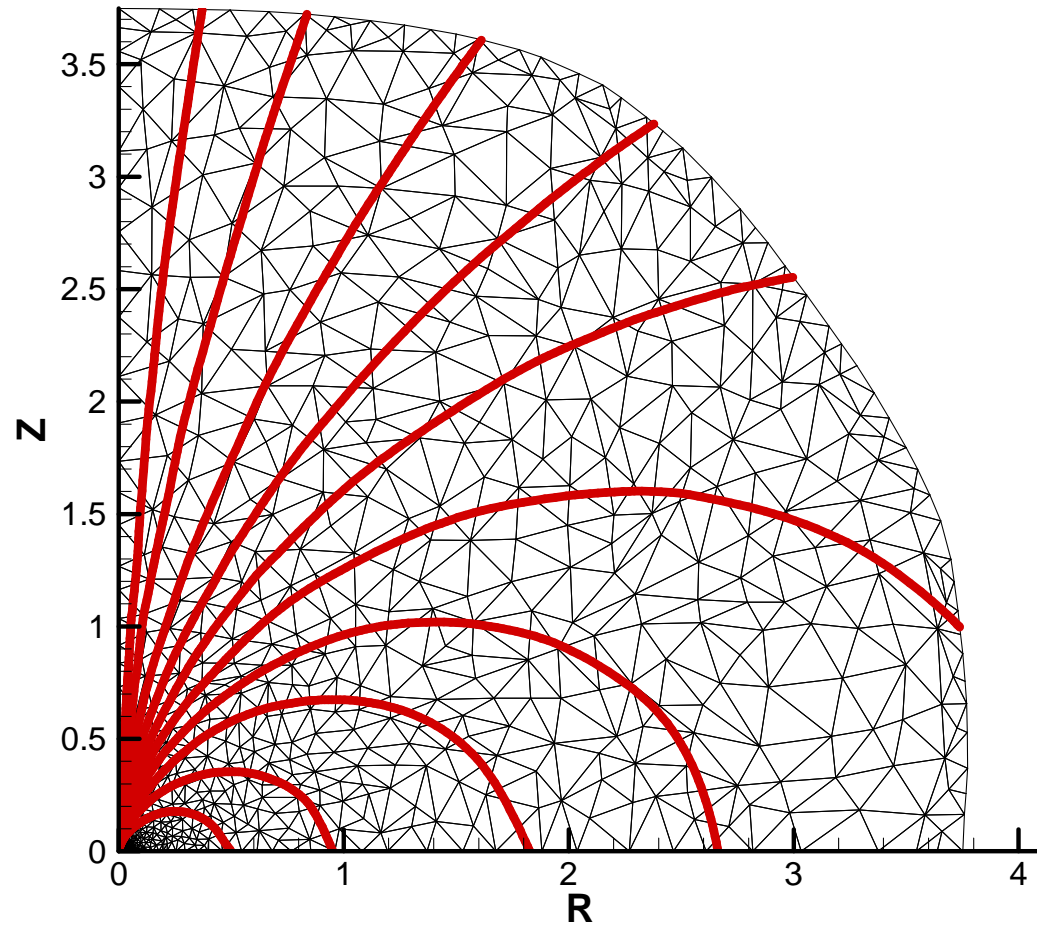
⇓

$$\begin{cases} H_\varphi = H_\varphi^* + H_{r0} e^{\sqrt{A\alpha H_{r0}}(t-t^*)}, \\ H_r = H_{r0} + \frac{H_{r0}^{3/2} \alpha^{1/2}}{\sqrt{A}} \left(e^{\sqrt{A\alpha H_{r0}}(t-t^*)} - 1 \right). \end{cases}$$

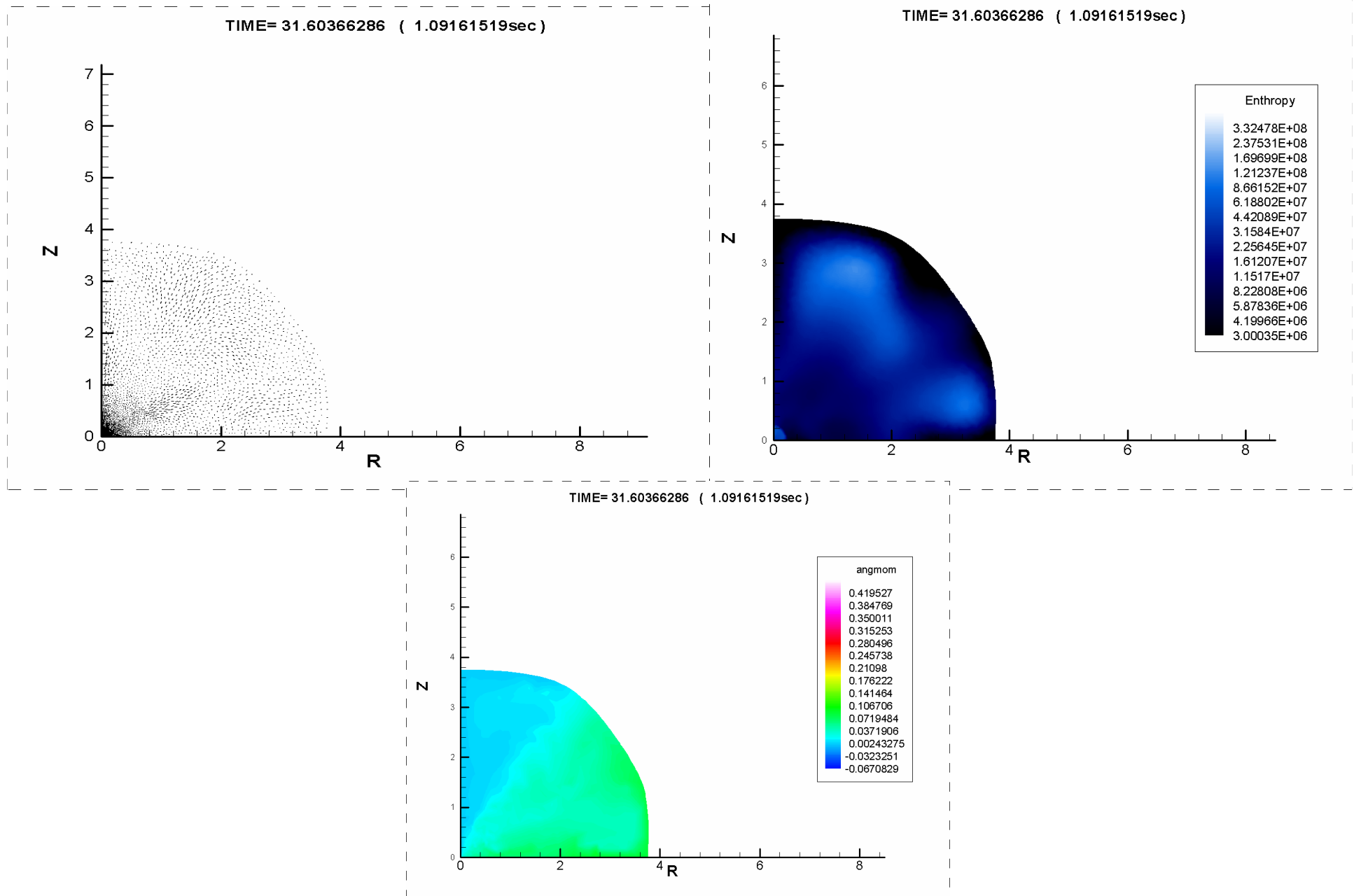


Initial magnetic field – dipole-like symmetry

SM., Ardeljan & Bisnovatyi-Kogan MNRAS 2006, 370, 501



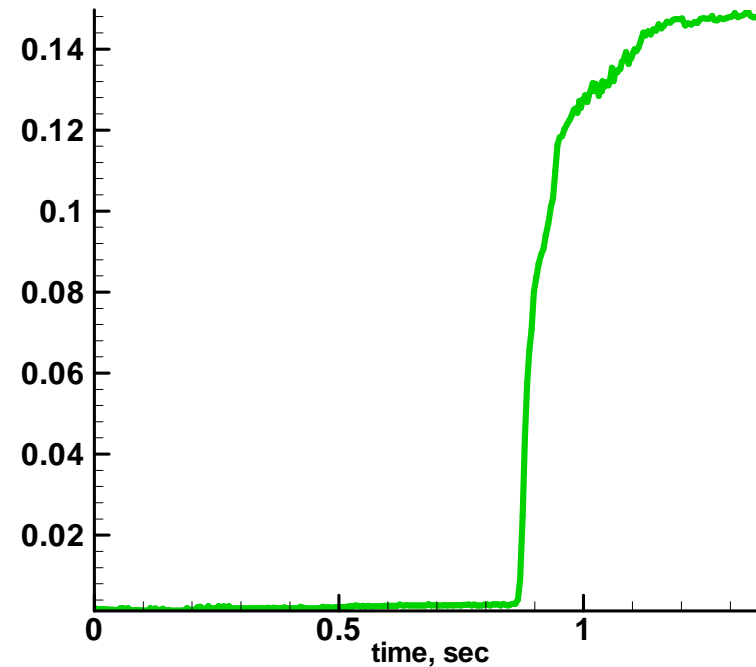
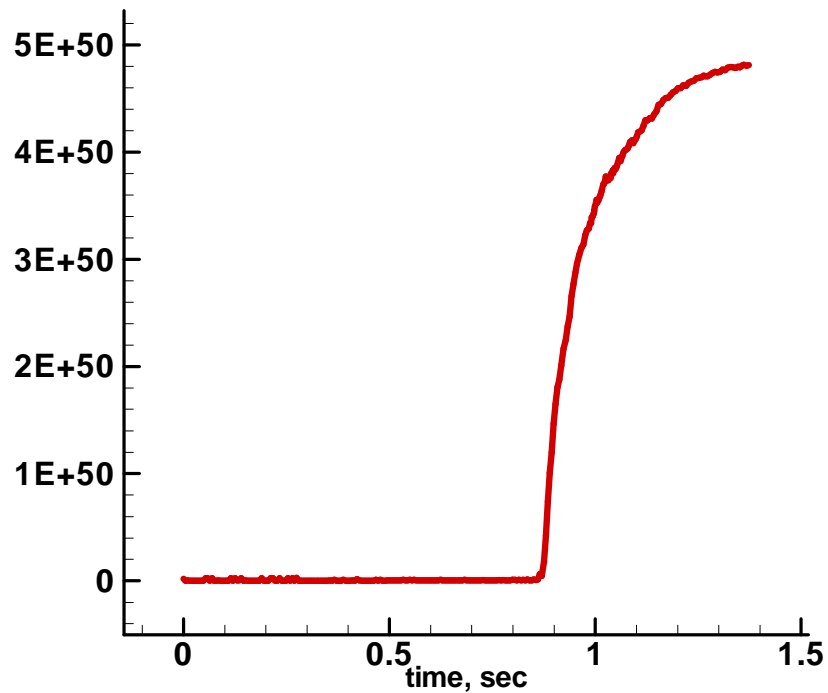
Magnetorotational explosion for the dipole-like magnetic field



Ejected energy and mass (dipole)

Ejected energy $\approx 0.5 \cdot 10^{51} \text{ erg}$ Ejected mass $\approx 0.14 M_{\odot}$

Particle is considered “ejected” –
if its kinetic energy is greater than its potential energy



The main difference of bounce shock and neutrino driven mechanisms from magnetorotational supernovae \longrightarrow magnetic field works like a piston. This **MHD piston supports the supernova MHD shock wave for some time.**

3D features of MR supernova simulations

- Lagrangian grid (tetrahedrons) method requires frequent grid reconstruction near protoneutron star surface (due to differential rotation) \Rightarrow **violation of the solution.**
- Unstructured grid (Dirichlet sells) – construction of 3D grid of Diriclet cells is **expensive.**
- SPH (Smooth Particle Hydrodynamics) – **poor spatial accuracy**, concentration of particles near gravitational center.

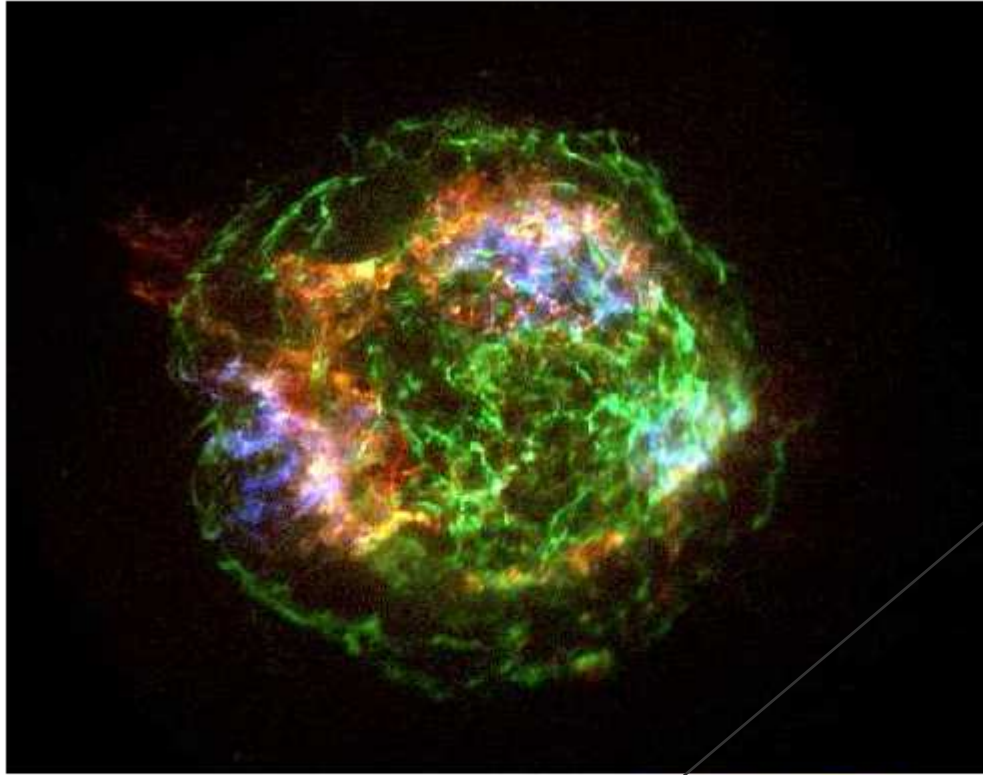
Optimal :

Eulerian scheme with Automatic Mesh Refinement : Approximate MHD Riemann solvers (problems with degeneration of eigenvectors and eigenvalues)

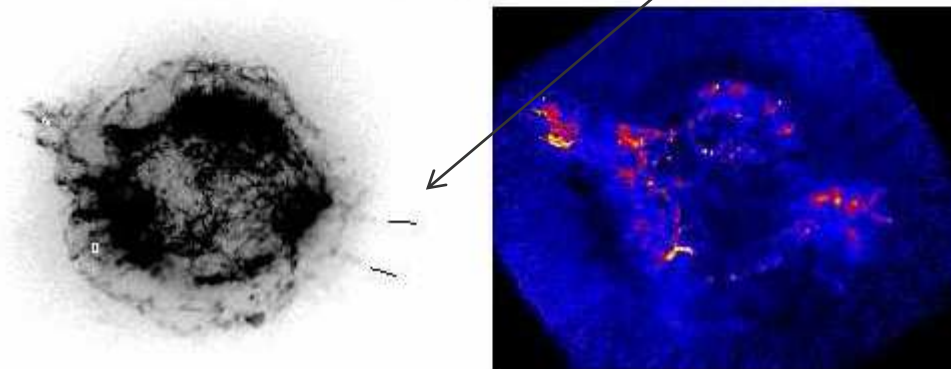
Finite-difference schemes (e.g. central numerical schemes *Kurganov&Tadmor, Ziegler*).

Cassiopea A- supernova with jets-an example of the magnetorotational supernova

(Hwang et al. ApJL, 2004, 615, L117)



1 million seconds
Chandra servey of
Cas A.
Second jet was found.



Conclusions

- Magnetorotational mechanism (MRM) produces enough energy for the core collapse supernova.
- The MRM is weakly sensitive to the neutrino cooling mechanism.
- MR supernova shape depends on the configuration of the magnetic field and is always asymmetrical.
- MRI develops in MR supernova explosion.
- One sided jets and rapidly moving pulsars can appear due to MR supernovae.
- 3D simulations of MR supernova are necessary.

Спасибо за внимание!